



UGEAR'S

Mechanical models



NO GLUE CONNECTION

Assembling without glue and chemicals



SELF ASSEMBLY

Details are already cut and ready to assemble




MECHANICAL

The models produce motion



EDUCATIONAL

Perfect for family projects through hands-on STEM learning



UGEARS is a 2014 Ukrainian startup with a growing worldwide reputation for producing unique, self-propelled, wooden mechanical DIY models, puzzle boxes and educational toys.

In seven short years we have grown from a small start-up into a dedicated team with more than 250 inspired professionals: engineers, designers and craftsmen who see music in wood and create poetry in motion! We invest our creativity and love of craft into each UGEARS model.

Unlike models with simple static displays, each UGEARS model is capable of a unique range of self-powered movement, using rubber band motors and fascinating systems of gears, flywheels, weights and gravity. There are no batteries or cords—these machines work all on their own!

Made of high-quality wood, each UGEARS model can be assembled without the need for glue or special tools. Model kits come with everything you need for assembly. All parts are laser pre-cut into a high-quality plywood board for easy removal and assembly. Detailed color diagrams and step-by-step instructions are provided in 11 languages (English, German, French, Polish, Spanish, Ukrainian, Russian, Italian, Japanese, Chinese and Korean) to guide you through the assembly process. Customer service is available 24/7, with spare parts provided and shipped free of charge.

Some designs are based on real-life machines, objects or animals, while others offer an original re-imagining of historical mechanisms or puzzles. Take a minute to look through our catalogue of over 100 mechanical models, educational STEM Lab kits, children's coloring models, U-Fidgets and game devices—you're sure to find the perfect present for yourself or others! Our mechanical models and puzzle boxes come in three skill levels: EASY, MEDIUM and ADVANCED. There are simple models with as few as 24 pieces to get you started, and more complex showpieces with as many as 726 pieces to challenge the experienced hobbyist. Assembly times range from 1-15 hours. Popular models include the V-Express Steam Train, the Dream Cabriolet, the Safe, the Hurdy-Gurdy, the Horse-Mechanoid, Treasure Box, U-9 Grand Prix Car and so many more!


UGEARS models and 3D puzzles make the beautiful world of mechanics more comprehensible. You will be able to touch every piece, every gear cog, and discover first-hand the workings of simple machines. Experience the thrill of self-propelled mechanical action that doesn't come from an electric socket or battery. Take a voyage to a previous century, to an age of elegant machines, fine detail and old-world craftsmanship, and rediscover the pleasure of understanding how things work.

Our mission is to bring people together, especially families, as they work to create fun, beautiful objects with fascinating moving parts. UGEARS are suitable for all ages, but we love it when family members work together across generations, united in a creative process—parents and children, grandparents and grandchildren, maybe a niece or nephew alongside a favorite aunt or uncle. No glue required, but there is plenty of bonding between friends and family as you bring these mechanical marvels to life.

UGEARS is quickly gaining a reputation in Europe and around the world for producing some of the most elegant, detailed and delightful mechanical models, puzzle boxes, and educational toys to be found anywhere. Our models have become a fun and educational hobby for people in 85 countries across 5 continents. We care deeply about the support, priceless feedback, and kind advice we receive every day from our dedicated community of UGEARS modelers.

Magic. Motion. Mechanics. Welcome to the world of UGEARS!

The UGEARS team



Newest model




Manned Mars Rover

Self-assembly, no glue needed

The rover with increased cross-country ability has six-wheel drive. The model is equipped with a spring, independent suspension on springs, and turning front and rear wheels with a large diameter to overcome obstacles. The front wheels are positioned as far forward from the body as possible. To operate, you need to open the central part of the case and wind the spring up. The model is triggered by a slider on the rear left panel indicated by arrows.

Ugears Manned Mars Rover model is a tribute to human exploration and innovation. It is a perfect gift for anyone who has ever been captivated by science fiction stories and for those who eagerly await news about space exploration. It is a fascinating wooden 3D puzzle for those who have never stopped dreaming of distant worlds and still gaze up at the stars with wonder.



Model size:	11.9*5.7*7.3 in (30*14.5*18.5 cm)
Package size:	14.7*6.7*2 in (37.3*17*5 cm)
Parts count:	562

Newest model



Winged Sports Coupe


Self-assembly, no glue needed

The third car in the Dual Motors collection, this graceful 1:24 scale model coupe has 2 modes of operation: wind the car with the ratchet key located under the detachable chassis, or pull the car back along a flat surface and release. The car also features a hood that lifts to reveal a model engine. Made of art-quality composite wood parts that you punch out of laser pre-cut boards, the toy car has a wonderful natural wood aroma and natural wood feel. As with all Ugears models, we recommend sanding off any burs on the composite wood pieces, waxing and "developing" the moving parts once they are assembled by operating until gears and other moving parts run smoothly.



Model size:	14.8*5.8*3.9 in (37.5*14.7*10 cm)
Package size:	14.7*6.7*2 in (37.3*17*5 cm)
Parts count:	249

Newest model

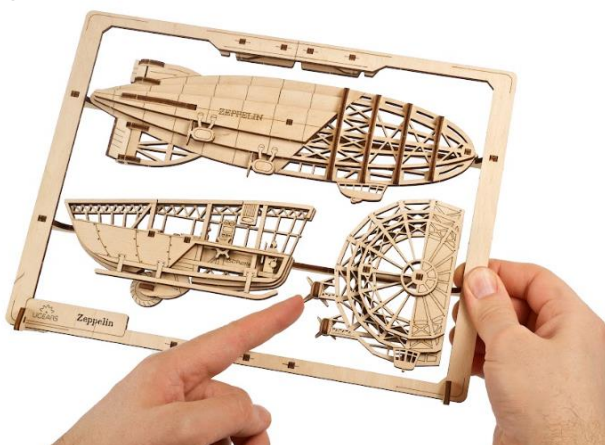


Self-assembly, no glue needed


Zeppelin 2.5D Puzzle

The Zeppelin 2.5D picture puzzle is a fun DIY project for anyone wanting to add a touch of beauty and aviation history to their home or office interior. Made of art-quality composite wood, these alternatives to traditional jigsaw puzzles feature recognizable Ugears design and assemble without glue or special tools.

You can leave the Zeppelin in its attractive natural wood state or color, paint or stain your model in a color scheme of your choosing (paints not included). Unlike traditional jigsaw puzzles, which have to be glued to a base then mounted in a frame if you want to preserve and display your work, your Zeppelin 2.5D picture puzzle comes in its own frame, with leg stands and a picture mount.



Model size:	11.4*8.5*2.4 in (28.9*21.5*6.2 cm)
Package size:	14.7*6.7*1.3 in (37.3*17*3.4 cm)
Parts count:	49




Newest model

Steam Express 2.5D Puzzle

Self-assembly, no glue needed

Bring back the romance of train travel in a bygone age with the Steam Express 2.5D picture puzzle from new Ugears collection. This DIY 2.5D wooden picture model shows a classic steam locomotive and passenger carriage from three perspectives, each with mechanical elements. Inspired by the luxury passenger trains of the early 20th century, with its elegance the Steam Express is a beautiful static display piece that comes to life with its moving parts.

The Steam Express' three perspectives include a side view of the locomotive, with driving wheels and connecting and coupling rods all synched thanks to mechanical wooden gearing. There's also a front view of the locomotive, with a cattle guard and hinged smokebox hatch that opens to reveal a latticed air intake. The third perspective is a side view of a passenger car, with a secret mechanism that lets you slide open the carriage to reveal a beautifully appointed dining car with table, bar and lounge.



Model size:	11.4*6.8*2.4 in (28.9*17.2*6.2 cm)
Package size:	14.7*6.7*1.3 in (37.3*17*3.4 cm)
Parts count:	79

Newest model

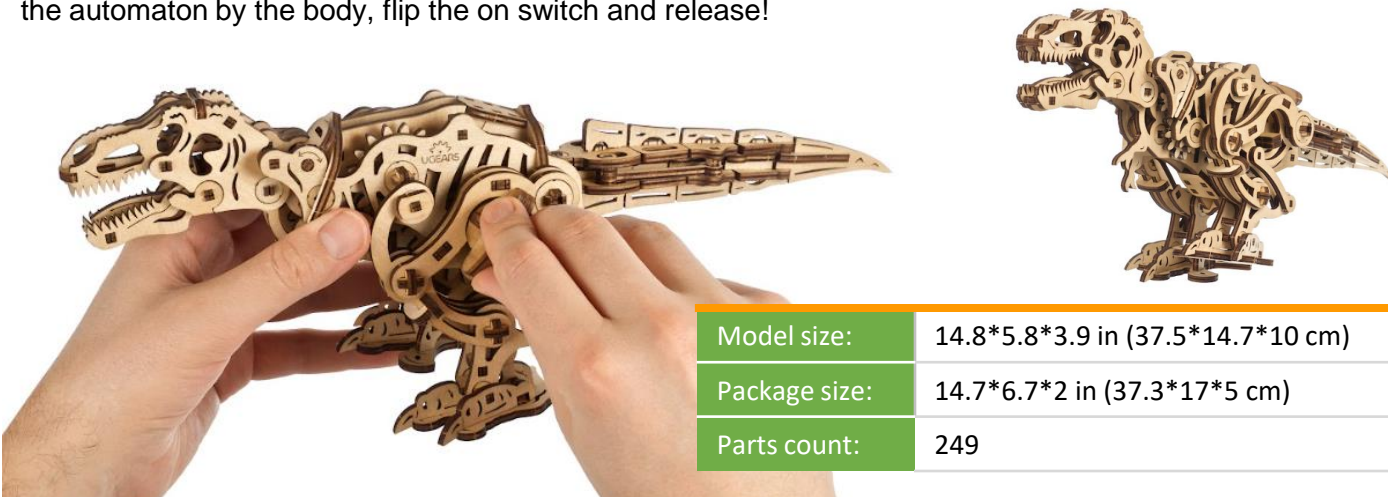


Tyrannosaurus Rex

Self-assembly, no glue needed

Ugears launches its dinosaur automaton collection with the most fearsome predator to ever walk the earth: the Tyrannosaurus Rex. This mechanical DIY wooden model of a walking tyrannosaurus is driven by a metal spring, which transmits power through a reduced gear, turning the axle that drives the legs. A clever system of links and connections allows this king of the dinosaurs to walk on its own two feet—the first bi-pedal walker in the Ugears collection! An eccentric gear sets the tail swaying in synchronous motion with the legs, helping the dinosaur keep its balance and not fall to the side, just as in nature.

This dinosaur model is a wind-up DIY wooden scale model of a full-grown Tyrannosaurus Rex. The top of the tail conceals the winding key. Remove the key and insert into the ratchet mechanism on the dinosaur's left side, making sure the head of the left femur is clear of the opening. Flip the on/off switch to the "off" position (toward the head) and wind the mechanism half a dozen times clockwise, replacing the key to its position between the tail and body. Place the Tyrannosaurus on a smooth, flat surface, holding the automaton by the body, flip the on switch and release!



Model size:	14.8*5.8*3.9 in (37.5*14.7*10 cm)
Package size:	14.7*6.7*2 in (37.3*17*5 cm)
Parts count:	249

Newest model



Tracked Off-Road Vehicle

Self-assembly, no glue needed

Ain't no mountain high enough, ain't no valley low enough, ain't no river wide enough, to keep this jeep from gettin' through! The Tracked Off-Road Vehicle from Ugears is an eye-poppin' rock hoppin', heart-stoppin' ride. Whatever your 4x4 of choice, whether you use a UTV for hunting or to get around the farm, a sport ATV for thrilling trail adventure, a side-by-side for family trips in the country, a dune buggy for getting to your favorite surf spot, or a truck for work and adventure, just one look at the tracks on this wooden jeep model will trigger your "I want!" reflex.

Our 1:24 scaled wooden ORV model has a spring motor that allows it to travel more than three meters in "D" (Drive) mode and more than four meters in "S" (Sport) mode, an open cab, four-wheel drive, a hood that opens to show the engine, and safety bars in back, but the standout feature are the four tracked modules in place of wheels. Rubber track conversion systems, like Mattracks, Rubtrack and those of other manufacturers can be bolted to the rims of ORVs, tractors and rescue vehicles, allowing the vehicle to operate in all conditions and on all terrains. No more getting stuck in the mud or snow—with tracks like these you'll power through, no problem.



Model size:	9.5*4.7*5.1 in (24*12*13 cm)
Package size:	14.7*6.7*2 in (37.3*17*5 cm)
Parts count:	423

Assemble me.
Go to the car show with me!




Newest model

Sports Car Rapid Mouse

Self-assembly, no glue needed

Introducing the Sports Car Rapid Mouse, a mid-20th century classic roadster. This gorgeous 1:24 scale automobile model is the second model in the Dual Motors series by Ugears, joining the Hot Rod, and is sure to set hearts fluttering for all you car lovers out there. Imagine riding down a country road in this beauty, watching jaws drop as the people you pass go absolutely gaga over your sports car. Take it to a Saturday morning car show and get ready for the crowds and questions, ride in your hometown parade, or go motoring in the country—the only limit is your imagination! Beautiful lines, attention to detail, great design and mechanics—this car has everything you've come to expect from Ugears.

The Sports Car mini car model has dual engine functionality. Wind the spring motor with six full rotations of the ratchet key located on the model car's undercarriage, or pull the Sports Car back along a flat surface, release and watch the car speed off, like any pullback toy car.



Model size:	8.3*3*5.3 in (21*7.5*13.5 cm)
Package size:	14.7*6.7*1.3 in (37.3*17*3.4 cm)
Parts count:	226

Newest model



U-Fidgets Pacific Ocean

Self-assembly, no glue needed

The Pacific Ocean series of U-Fidgets from Ugears features four iconic sea creatures. From denizens of the deep to skimmers of the shallows, these beautiful marine life fidgets remind us we must protect the oceans, use less plastic, stop dumping waste, not let our world destroy theirs. The set is comprised of four small wooden figurines you assemble yourself, each with simple mechanical elements: Whale, Stingray, Shark, Seahorse.

Each DIY fidget has a spinning element to keep your fingers occupied, as well as an eyelet for hanging as an ornament or use as a keychain. Made of art-quality natural composite wood, you can leave your wooden model U-Fidgets in their natural state or color with a light coat of paint or stain. These simple 3D puzzles come with illustrated instructions and are easy to assemble, for even the youngest builders.



Model size:	4,15 x 0,96 x 5,9 cm / 5,2 x 0,96 x 4,55 cm / 3,7 x 0,96 x 6,5 cm / 3,5 x 0,96 x 6,2 cm
Package size:	4.02 x 2.83 x 0.55 in (10.2 x 7.2 x 1.4 cm)
Parts count:	33



Newest model

U-Fidgets Atlantic Ocean

Self-assembly, no glue needed

The Atlantic Ocean series of U-Fidgets from Ugears features a compass to guide your voyages and three majestic ocean creatures you might encounter along the way. The set is comprised of four small wooden figurines you assemble yourself, each with simple mechanical elements: Compass, Dolphin, Sea Turtle, Hammerhead Shark.

Each DIY fidget has a spinning element to keep your fingers occupied, as well as an eyelet for hanging as an ornament or use as a keychain. Made of art-quality natural composite wood, you can leave your wooden model U-Fidgets in their natural state or color with a light coat of paint or stain. These simple 3D puzzles come with illustrated instructions and are easy to assemble, for even the youngest builders.



Model size:	4,4 x 1,56 x 5 cm / 4 x 0,96 x 6,7 cm / 4,65 x 0,96 x 5 cm / 4,65 x 0,96 x 5 cm
Package size:	4.02 x 2.83 x 0.55 in (10.2 x 7.2 x 1.4 cm)
Parts count:	38




Newest model

Fighter Aircraft 2.5D Puzzle

Self-assembly, no glue needed

Ugears proudly introduces the Fighter Aircraft from our Classic Vehicles collection—the first series in a new line of Ugears 2.5D puzzles! This cool DIY 2.5D wooden aircraft model has movable elements and comes in its own frame, suitable for hanging on a wall or placing on a desk or shelf. The Fighter Aircraft depicts a classic 1940's era Spitfire, the famous WWII fighter used by the RAF and other allies. The picture model presents 3 perspectives (front, top and side views) and has several moving parts, including aileron, propeller, wheel and canopy, to bring your puzzle to life!

The Fighter Aircraft 2.5D picture puzzle is a fun DIY project and attractive display piece for any home or office interior. Ugears 2.5D puzzles are made of art-quality composite wood, feature recognizable Ugears design, and assemble without glue or special tools. Just punch the laser pre-cut pieces out of the boards and snap them together to create a complete picture model. Viewers can explore the plane from three angles and engage with the moving parts on this vintage WWII-era model.



Model size:	11*9.6*2.7 in (28*24.4*6.8 cm)
Package size:	14.7*6.7*1.3 in (37.3*17*3.4 cm)
Parts count:	47





Newest model

Roadster MK3 2.5D Puzzle

Self-assembly, no glue needed

Meet the Roadster MK3 from the 2.5D Classic Vehicles collection—the first series in our new line of Ugears 2.5D puzzles! This beautiful DIY 2.5D wooden picture model has movable elements and comes in its own frame, suitable for hanging on a wall or standing on a desk or shelf. The Roadster MK3 depicts a classically-styled muscle car, similar to the Shelby Cobra, and will be an attractive addition to your home or office decor. This automotive picture model comes to life with a side door that opens, wheels that turn, hood and boot that open and close, and a movable stick shifter.

The Roadster MK3, like the other Classic Vehicles in our new line of 2.5D puzzles, is different from anything Ugears has manufactured before. These wooden mechanical pictures are meant for static display, but with a twist: movable parts that bring the picture to life. The Roadster MK3 is a handsome addition to Ugears' outstanding collection of cars, motorbikes, trucks and other outstanding automotive DIY models.



Model size:	11.9*5.2*2.4 in (30.2*13.2*6 cm)
Package size:	14.7*6.7*1.3 in (37.3*17*3.4 cm)
Parts count:	62




Newest model

Indie Moto 2.5D Puzzle

Self-assembly, no glue needed

Ugears is excited to bring you the Indie Moto from our 2.5D Classic Vehicles collection—the first series in a new line of Ugears 2.5D puzzles! This cool DIY 2.5D wooden picture motorbike model has movable elements and comes in its own frame, suitable for hanging on a wall or standing on a desk or shelf. The Indie Moto depicts a classically-styled cruiser motorbike, similar to retro Indian motorcycles. The picture model comes to life with several moving parts, including handlebar, wheels, footrest, and seat, and will be a great addition to your home or office decor.


The Indie Moto 2.5D Puzzle carries the true spirit of the road. A fun DIY project and attractive display piece for any interior, this 2.5D picture puzzle is perfect for those who enjoy decorating their interior spaces with beautiful objects created by their own hands. Unlike a static framed picture or mounted puzzle, this dynamic vintage motorbike puzzle model engages viewers by letting them turn the handlebars, spin the wheels, lower the footrest or adjust the seat.



Model size: 11.8*5.1*2.3 in (30*13*5.8 cm)

Package size: 14.7*6.7*1.3 in (37.3*17*3.4 cm)

Parts count: 42



Newest model

**Assemble me.
Turn on the power!**

Hot Rod Furious Mouse

Self-assembly, no glue needed

Our engineers and designers understand the kind of automotive obsession that borders on crazy, that leaves your spouse wondering why you'd rather be in the garage or workroom tinkering late on a Saturday night. So here you go, all you crazy car fans, all you beautiful builders of beautiful machinery: we bring you the Hot Rod Furious Mouse, the first model in the new Dual Motors collection by Ugears. Start your Dual Motors collection today, and get ready for more model cars to set your car-loving heart a-thumping.


The Hot Rod Furious Mouse car model has dual engine functionality: you can wind the spring motor by giving six full rotations of the ratchet key located on the model car's undercarriage, or you can simply pull the Hot Rod back along a flat surface then release and watch the car speed off, as you would with any pullback toy car. Turn the front wheels of your Hot Rod left or right to make graceful turns, or race down the straightaway. Other details in the Ugears Hot Rod Furious Mouse include realistic scaling, wonderful detailing on engine and interiors, and twin doors with lock and handle mechanism.



Model size:	7.3*3*4.7 in (18.5*7.5*12 cm)
Package size:	14.7*6.7*1.3 in (37.3*17*3.4 cm)
Parts count:	207

Assemble me.
Take an ocean voyage
with me!

Newest model





Ocean Beauty Yacht

Self-assembly, no glue needed

Catch the wind, feel the salt breeze, take to the seas or go island hopping in the stunning Ocean Beauty Yacht by Ugears. This DIY wooden model sailing vessel is a beautiful static model, with two gleaming white paper sails, and comes with its own sturdy stand for display on your shelf, mantle or desk. The model is somewhat different from other Ugears mechanical models in that the Yacht doesn't have gears and isn't propelled by a spring or rubber band motor—it's rather meant as a handsome display piece for your home or office decor.

This DIY wooden yacht model has a curved mainsail with swinging boom, and a triangular jib, both fixed to a tall mast with spreader for the starboard and port shrouds. Stanchions and rope railing line the deck. Two life preservers and an anchor add further touches of realism. On the stern is a flagpole for flying your yacht ensign—leave the white paper flag clean, color it, or affix a sticker or printout of whichever national flag or yacht club flag you choose.



Model size:	12.2*7.5*4.5 in (31.1*19*11.5 cm)
Package size:	9.8*3.6*0.6 in (24.8*9.2*1.4 cm)
Parts count:	95




Newest model

Military Truck

Self-assembly, no glue needed

This tough, three-axle, flatbed military truck is Ukraine strong, built for on- or off-road frontline service in the toughest conditions of snow, ice and mud. Whether it's towing artillery pieces, carrying a pontoon bridge, removing debris or fitted out for troop transport, this truck gets the job done. Our DIY wooden model has spinning wheels, a hood that opens, and a spare tire and fuel can mounted on the cab. Laser engraved details include a trident on the cab door, national symbol of Ukraine's strength, freedom and indomitable spirit.

There are 91 pieces in this mini model, laser pre-cut into art-quality composite wood boards, making it a lightly-challenging build suitable for beginners. Assembled dimensions of your completed DIY wooden model truck are 125 x 61 x 48 mm. You can leave the completed 3D puzzle in its attractive natural wood state or stain or paint in camo, military drab, or other color scheme of your choosing. Model kit includes illustrated step-by-step instructions in 11 languages, and a piece of wax for lubricating moving parts. No glue or special tools needed for assembly, just snap the pieces together.



Model size:	4.9*2.4*1.9 in (12.5*6.1*4.8 cm)
Package size:	7.01x3.62x0.55 in (17.8x9.2x1.4 cm)
Parts count:	91



Newest model

U-Fidgets Bravery

Self-assembly, no glue needed

The "Bravery" series of U-Fidgets from Ugears celebrates the fighting spirit of the Ukrainian armed forces. The set features four small wooden figurines you assemble yourself, each with simple mechanical elements: Trident-Falcon (25 x 48 x 10 mm) — a symbol of Ukrainian sovereignty and territorial integrity dating over a thousand years.

Armored Car (60 x 35.5 x 16.5 mm) — workhorse transport of Ukraine's valiant frontline troops.

Combat Drone (59 x 24.5 x 90 mm) — an aerial surveillance drone with mounted bombs and turning propeller.

Anti-submarine Corvette (110 x 34 x 10 mm) — a small, highly agile and stealthy ship for coastal defense.



Model size:	60*35.5*16.5 mm / 25*48*10 mm / 59*24.5*90 mm / 110*34*10 mm
Package size:	4.02x2.83x0.55 in (10.2x7.2x1.4 cm)
Parts count:	45



Newest model

U-Fidgets Invincibility

Self-assembly, no glue needed

The "Invincibility" series of U-Fidgets from Ugears celebrates some of the heroes bravely defending Ukraine against the invader.

The set features four small wooden figurines you assemble yourself, each with simple mechanical elements: Trident (25 x 48 x 10 mm) — a symbol of Ukrainian sovereignty and territorial integrity dating to the Rurik Dynasty (9th-13th century).

Ghost of Kyiv (84 x 25.5 x 56.5 mm) — mythical defender of the skies over Kyiv in his MiG-29 fighter aircraft.

Patron the Bomb-sniffing Dog (57 x 26.5 x 41.5 mm) — four-legged hero of the effort to rid Ukrainian soil of unexploded ordnance, with a wagging tail and a nose that knows.

Signals Intelligence Station (81 x 51 x 16 mm) — tactical, truck-mounted SIGINT station, for staying one step ahead of the enemy.



Model size:	81*51*16 mm / 25*48*10 mm / 84*25.5*56.5 mm / 57*41.5*26.5 mm
Package size:	4.02x2.83x0.55 in (10.2x7.2x1.4 cm)
Parts count:	43




**Assemble me.
Let's carry out reconnaissance!**

Self-assembly, no glue needed

Dozor-B Combat Vehicle

Ugears continues to celebrate the brave fighting men and women of Ukraine's armed forces with the Dozor-B TCWV (Tactical Combat Wheeled Vehicle), an all-wheel drive armored personnel carrier.

The Ugears Dozor-B Combat Vehicle DIY model is also proudly made in Ukraine. It has "armor" in the form of 3.7 mm-thick plywood, all-wheel drive, full suspension, and a spring motor that allows it to travel a considerable distance (about 8 meters). Because this is Ugears, and because we love to delight and amaze our fans with cool extras, the Ugears Dozor-B Combat Vehicle features a working winch, just like its real world analogue, for self-recovery or recovery of vehicles of similar weight. Pull the front bumper-mounted winch out, hook it to an object, and watch it pull the Dozor-B forward! Other mechanical features of the Dozor-B Combat Vehicle include opening driver and passenger side doors, and a top hatch and rear hatch that open to reveal the detailed troop compartment, complete with bench seating and rubber band seat belts!



Model size:	10.2*4.3*4.1 in (26*11*10.5 cm)
Package size:	14.9*6.7*1.3 in (37.8*17*3.4 cm)
Parts count:	300

Assemble me.
Defend the skies
above Kyiv!

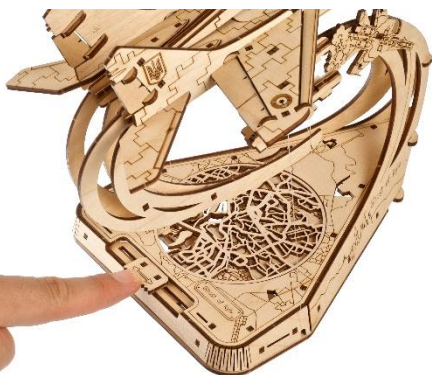


The Ghost of Kyiv Ukrainian Fighter

Self-assembly, no glue needed

In the early days of Russia's full-scale invasion of Ukraine, the Ghost of Kyiv became that hero for millions of Ukrainians. As the number of kills—enemy aircraft shot down in aerial combat—credited to the Ghost grew, so did the legend. But legends aside, the fact is, Russia failed to achieve air superiority over Kyiv in the early days of the war—a key point in Ukraine's survival—thanks in large part to the brave pilots of the 40th Tactical Air Force Brigade of Ukraine, the true “Ghosts of Kyiv”.

Ugears, a proudly Ukrainian company, brings the Ghost of Kyiv to life in this 1:72 scale model of the MiG-29 fighter jet flown by the Ghost. The model is distinguished by its realism, with movable ailerons, wing flaps, and tail rudders, retractable landing gear front and back, detachable missiles, and pop-up canopy. But the standout feature of this DIY 3D wooden aircraft model is the way it hovers in the air like a phantasm, thanks to our use of tensegrity (tensional integrity or floating compression), an elegant structural engineering principle used in some bridges and stadium roofs. Four thin fishing lines, with ratchet-aided tension adjustment, allow the DIY model aircraft to float above its stand, as if by magic, even though the lines are below the model! A slider at the rear of the model allows you to roll the aircraft left and right, simulating flight. You can also change the MiG-29's pitch angle using adjusters located underneath the stand.



Model size:	6.7*10.8*7.9 in (17*27.5*20 cm)
Package size:	14.9*6.7*1.3 in (37.8*17*3.4 cm)
Parts count:	181



Assemble me.
Discover the world
of Harry Potter™
with me



Harry Potter™ Advent Calendar

Self-assembly, no glue needed

Meet the Harry Potter™ Advent Calendar from wonderful Harry Potter™ collection! As you open 24 windows one by one you'll get to build iconic items from the world of Harry Potter™, created by J.K. Rowling.


Models in the Harry Potter™ Advent Calendar collection include figurines of Harry Potter™, Hermione Granger™ and Ronald Weasley™ that rotate on spinning gear platforms, as does the Goblet of Fire™. As you open the windows one by one you'll get to build iconic Harry Potter™ items, like spinning badges with the emblems of the Hogwarts™ School of Witchcraft and Wizardry and its four houses—Gryffindor™, Hufflepuff™, Ravenclaw™, and Slytherin™. These badges and many of the other items you will build are U-fidgets: fun little mechanical toys with spinning gears to keep small hands occupied. Assembly is fun and easy and can be accomplished in a few minutes.

Each DIY magical miniature model has its own movement to engage young minds and teach basic principles of mechanics. As an extra holiday decorating bonus, many models in the Harry Potter™ Advent Calendar collection have a hanging loop, making them perfect ornaments for the Christmas tree.



Model size:	Min 1.7*1*0.4 in Max 5.1*2.3*1.4 in Min 44*26*10 mm Max 130*59*35 mm
Package size:	373*269*61 mm
Parts count:	247

Assemble me.
Be proud of me!



The Tractor Wins

Self-assembly, no glue needed

In the early days of Russia's February 2022 invasion of Ukraine, photographs and video began to circulate on the web of Ukrainian farmers towing Russian tanks, trucks and personnel carriers with their tractors. The images of this strange, courageous, and humorous harvest exploded on news sites around the world, becoming a meme and an enduring image of the war.

Now you can honor the heroism of these farmers with The Tractor Wins model from Ugears. The model is a two-in-one: a strong, spring-driven wooden tractor, with signature Ugears elegant design and mechanics, and a folding paper tank that can be towed behind the tractor with a tow line.

The wooden Tractor's spring is wound using a key on the underside. A lever in the tractor cab serves as a start/stop switch. When the lever is lowered the force of the spring is transmitted to the rubberized wheels through the gear system, which includes a pendulum to regulate speed. The rear wheels of the Tractor have an overrunning clutch that allows for tighter turns. The Tractor's hatch, doors, and hood can all be opened, while the steering angle of the wheels can be changed by turning them manually. Laser-engraved design features include cool tire sidewall markings and a trident on the Tractor's flag, a symbol of Ukraine's strength, freedom and indomitable spirit, as seen on the Ukrainian coat of arms. As for the cardboard tank, this can be folded and assembled quite easily, without glue. One advantage of the flimsy material (a first in our collection) used for the tank is you can poke holes or damage your tank in any way you see fit.



Model size:	8.7*6.5*4.5 in (22*16.5*11.5 cm)
Package size:	14.9*6.7*1.4 in (37.8*17*3.6 cm)
Parts count:	272

**Assemble me.
Defeat the invaders
with me!**





Bayraktar TB2 combat drone

Self-assembly, no glue needed

After Russia's February 2022 invasion of its neighbor, Ukraine, a new word entered the hearts and minds of both Ukrainians and the invaders: Bayraktar. For Ukrainians, the Bayraktar unmanned aerial vehicle, or drone, means protection, retribution, inspiration. For Russian commanders and troops, death and destruction.


After many requests from our fans, and to honor Ukraine's armed forces, Ugears is proud to introduce the Bayraktar TB2 combat drone wooden model. The Bayraktar TB2 combat drone model has movable rudders on the inverted V-tail structure, moveable wing ailerons, a moving surveillance camera under the body, and detachable missiles under the wings. The Bayraktar TB2 combat drone makes a buzzing sound when in operation, adding to the realism of this DIY wooden drone model. The model has a built-in ratchet key to wind the spring motor, which transmits power and rotation to the wheels and spinning push propeller. A start/stop lever on the side of the drone allows you to control the drone's movement. To operate, just give the winding key about 6 complete turns, place the model on the floor or other flat surface, flip the start lever to the upper position, and watch as your wooden UAV model taxis down the runway, ready to take off on its next secret mission.

The Bayraktar TB2 combat drone model kit has 125 parts and promises 3 hours of entertaining assembly. This can-do UAV is a medium level model, meant for those with a bit of modeling experience or anyone up for a moderate challenge.



Model size:	10.9*13.2*3.2 in (27.6*33.5*8.3 cm)
Package size:	14.9*6.7*1.3 in (37.8*17*3.4 cm)
Parts count:	125

**Assemble me.
Perform preflight checks
then taxi to the runway!**



Mad Hornet Airplane

Self-assembly, no glue needed

Engine—check. Propeller—check. Rudder—check. Flaps—check. Flight control—check. Pretaxi checks complete.

"Mad Hornet to Tower, request taxi to runway 1 6."

"Tower to Mad Hornet, Roger that, clear to taxi to Runway 1 6 via taxiway Alpha. Winds are currently out of the south at 1 8 0 at 10 knots. Clear skies, visibility is 10+. It's a great day for flying!"

Every day is a great day for flying with your Ugears Mad Hornet vintage racer. Inspired by the Granville Brothers' Gee Bee Model R-1 Super Sportster and other vintage racing aircraft of the 1930's, the Mad Hornet Airplane has a fat, teardrop-shaped fuselage and a cockpit located well aft, to give the pilot better visibility for tight turns around race course pylons.

The Ugears Mad Hornet Airplane is a "Medium" difficulty DIY wooden model with 354 parts, promising 8 hours of enjoyable assembly time. The airplane model is powered by a wind-up helical spring motor, often used in watch mechanisms and other precision instruments. Various gear sets transmit power from the spring to the aircraft's movable parts. The Mad Hornet features two modes: pre-flight check mode and taxi mode. Choose the mode by setting the rotating drum in one of two positions. Insert the special key into the stopper slot, then give up to 21 pulls on the winding string. Place the aircraft on a flat surface, then remove the key and watch as your Mad Hornet comes to life. In check mode the propeller spins while the wing flaps and tail rudder wiggle, before the aircraft switches automatically to taxi across the airfield to the runway for takeoff. In taxi mode your aircraft starts taxiing immediately, traveling up to 2.5 meters!



Model size:	10.4*9.6*4.9 in (26.5*24.5*12.5 cm)
Package size:	14.9*6.7*1.3 in (37.8*17*3.4 cm)
Parts count:	354



**Assemble me.
Tow the russian tank with me**

Brave UA Tractor

Ugears presents another wooden mechanical model from the special Age of Bravery exclusive collection, honoring Ukrainian defenders throughout history. Not just professional soldiers but the entire Ukrainian people have bravely fought against the russian invaders who started the war in February 2022. The designers and engineers of Ugears have created this collection to celebrate real events in the current war, in which civilians and military personnel have shown bravery, courage, and endurance. We call these mini-models "mechanical stories" because they are based on real events, such as the hijacking of an enemy tank by an ordinary farm tractor.

The Brave UA Tractor mechanical model consists of a Ukrainian tractor with the flag of Ukraine, pulling a Russian tank damaged by fighting. The model uses an interesting and at the same time very simple mechanism: turn the handle and the tractor wheels move counterclockwise, making a distinctive crackle. The tank staggers as the tractor pulls it along a dirt road.

In the Brave UA Tractor kit (as in each kit of the Age of Bravery series) you'll find a nice bonus: a Trident Fidget. This miniature model by Ugears is an original souvenir with its own mechanical action, and has a lug for hanging or for use as a stylish, patriotic keychain. The Trident is the coat of arms of Ukraine, a symbol of its strength, freedom, and indomitable spirit.

Self-assembly, no glue needed



Model size:	13.8*3.9*1.2 in (35*10*3 cm)
Package size:	9.8*3.6*0.7 in (24.8*9.2*1.8 cm)
Parts count:	51



Assemble me. I will protect your city!

The Ghost of Kyiv attacks

Modern Ukraine has a beautiful legend about a heroic ace pilot who defended the skies over Kyiv in his MiG-29 fighter. During the first 30 hours of the war against Russia, "The Ghost of Kyiv" shot down six hostile Russian aircraft, taking his place in the history of Ukraine forever. In total, he was credited with at least 40 kills. People called this unknown hero "The Ghost of Kyiv." It is impossible to overcome him, it is impossible not to admire him. In fact, the "Ghost of Kyiv" is a composite character of the pilots of the 40th Tactical Air Force Brigade of Ukraine, which has bravely defended Ukrainian skies ever since Russia launched its war of aggression in February 2022.

The Ghost of Kyiv Attacks model consists of a MiG-29 fighter of the Ukrainian Air Force and a fighter of the Russian invaders. The mechanism is quite interesting: move the lever on the front right to make the Ukrainian MiG-29 launch a missile that hits the enemy aircraft, which then spins in the air, simulating a fall. Thus, The Ghost of Kyiv protects the capital of Ukraine. The main historical sights of Kyiv are engraved on the model. On the model, not only the missile moves but also the clouds.

The Ghost of Kyiv Attacks wooden model has 52 parts. It will take you no more than 30 minutes to build this interesting toy with its fascinating backstory.

Self-assembly, no glue needed



Model size:	12*4.3*1.6 in (30.5*11*4 cm)
Package size:	9.8*3.6*0.7 in (24.8*9.2*1.8 cm)
Parts count:	52



Assemble me.
Protect your land
with me!

Self-assembly, no glue needed

Liberation of Snake Island

Liberation of Snake Island is a new wooden mechanical model from the special exclusive "Age of Bravery" collection by Ugears, dedicated to the Ukrainian nation, to all the Ukrainian defenders throughout history, and of course to those who are fighting for the freedom of our country right now, against russian invaders who since February 2022 have been waging war on Ukrainian lands.

The Liberation of Snake Island model is a mechanical depiction of a Bayraktar unmanned combat aerial vehicle flying over Ukraine's Snake Island on the Black Sea, which was captured by the russians on February 24 and liberated on July 7. With a pantograph-type system, you can move the Bayraktar over the map of the island. There are legs on the back of the model so you can put your mechanical model in a prominent place and enjoy it with your family and friends.

The Liberation of Snake Island Mechanical 3D puzzle is a fun entertainment, an original gift, and a stylish piece of any decor (home or office). This interesting model will appeal to everyone who supports Ukraine in this war, is interested in history, or loves to create something new with their own hands



Model size:	13.2*15.4*1.4 in (33.5*39*3.5 cm)
Package size:	9.8*3.6*0.6 in (24.8*9.2*1.4 cm)
Parts count:	39



**Assemble me.
Make the russian warship gone!**

Neptune Mission

The Neptune Mission is a new wooden mechanical model in the exclusive Age of Bravery collection by Ugears. We created this special series to honor the Ukrainian nation and the Ukrainian army who are defending their native land from russian invaders, who launched a war of aggression in February 2022.

In creating the Neptune Mission model, Ugears designers and engineers were inspired by real events on the night of April 13-14, 2022 when the armed forces of Ukraine sank the flagship of the russian Black Sea Fleet, the cruiser moskva, with two Neptune anti-ship missiles.

The Ugears Neptune Mission model depicts a Ukrainian R360 Neptune missile system firing a cruise missile at the russian cruiser moskva. The missile hits the ship, sinking it. The mechanism of the model is very simple: one gear moves both missile and cruiser towards each other. A sliding guide hole causes the rear of the cruiser to sink. Engraved on the front of the model are the exact coordinates where the flagship moskva, the pride of the russian fleet, sank to the bottom of the Black Sea.

The model kit contains a bonus surprise: a Fidget Trident. This miniature fidget model by Ugears is an original souvenir with simple mechanics and a lug for hanging so it can become a stylish keychain. The trident is the coat of arms of Ukraine, a symbol of its strength, freedom, and indomitable spirit.

Self-assembly, no glue needed



Model size:	13.4*3.9*1.6 in (34*10*4 cm)
Package size:	9.8*3.6*0.7 in (24.8*9.2*1.8 cm)
Parts count:	44



**Assemble me.
Let honor and strength prevail!**


The Centuries-old Battle for Freedom

The Centuries-old Battle for Freedom wooden 3D puzzle symbolizes the ancient struggle of Ukraine for independence and freedom. This mini-model is a proud part of the new exclusive Ugears Age of Bravery collection dedicated to the Ukrainian nation, and above all, to Ukrainian warriors throughout history.


The entire world knows about the war that Russia started against Ukraine in February 2022. However, not everyone knows that this is by no means the beginning of the confrontation, nor is it the first time we've had to defend ourselves against our belligerent neighbor. For centuries, the Russians have tried to conquer and destroy the Ukrainian people. In the 17th and 18th centuries, brave Cossacks rallied to defend Ukraine from the Russian empire. Cossacks were Ukrainian warriors who at that time were among the most professional warriors in the world. It is to this chapter of our history that we dedicate this mini-model.

The Centuries-old Battle for Freedom mechanical mini-model consists of two Ukrainian Cossacks beating a two-headed chicken with their mace and saber. The Cossacks symbolize courage and the fight for freedom, and the two-headed chicken symbolizes the coat of arms of Russia back when it was an empire. A handle located in the middle activates the mechanism. As you move the handle left and right the Cossacks take turns beating the chicken over the head. The chicken itself toggles back and forth, senseless, with no way to escape its fate.

Self-assembly, no glue needed



Model size:	8.7*5.3*1.6 in (22*13.5*4 cm)
Package size:	14.9*6.7*0.5 in (24.8*9.2*1.4 cm)
Parts count:	41



Assemble me. Hit the turret!

Fire and Forget



Fire and Forget is a wooden mechanical mini-model from the new exclusive Ugears Age of Bravery collection, dedicated to the courage of the Ukrainian nation. Ever since Russia's February 2022 large-scale invasion of Ukrainian lands, the world has borne witness to the sacrifice and professionalism of the Ukrainian army. We named this collection "Age of Bravery" to pay tribute to Ukrainian defenders throughout history who faithfully fought and are fighting for peace in Ukraine, for our people, for our lands, for our freedom.


Ugears engineers and designers have been inspired by real stories from the front. The Fire and Forget model depicts a soldier of the armed forces of Ukraine, bravely getting up close to fire a shot from his Javelin portable anti-tank missile system and destroying the occupiers' T-72B3 tank. The Ukrainian defender is clever and accurate, and the enemy tank pays the price. Relive the glorious moment again and again as you operate the slide. The model's gear system propels the rocket into the tank, causing its turret to blast off up and to the right. For the Ukrainian soldier, the encounter is all in a day's work—he is already looking for new enemy tanks to hunt. For the invader, forget it!

The model kit contains a bonus surprise: a Fidget Trident. The trident is the coat of arms of Ukraine, a symbol of its strength, freedom, and indomitable spirit.

Model size:	11*5.7*1.6 in (28*14.5*4 cm)
Package size:	14.9*6.7*0.5 in (24.8*9.2*1.4 cm)
Parts count:	42

Self-assembly, no glue needed





**Assemble me.
Let the celestial music play!**


Mechanical Celesta

Self-assembly, no glue needed

Do Re Mi Fa So La Ti Do. As Julie Andrews said in the *Sound of Music*, "once you have these notes in your heads you can sing a million different tunes by mixing them up." Ugears is proud to introduce the second DIY musical instrument in our collection—the Mechanical Celesta. Like the Ugears Hurdy-Gurdy, the Mechanical Celesta is both a wooden mechanical model and a functional musical instrument. This special musical model is a simpler version of a pianola, and includes elements of a piano, a music box, and a xylophone. There are two modes of playing the instrument: you can use the keys to strike the metal plates, producing musical notes over an octave range, from C to C, or you can "pre-program" the instrument by composing a melody on the player piano drum, then play it by turning the knob!

Thanks to the Mechanical Celesta's ease of use, even the smallest child or those without any prior musical knowledge can begin to play music, by striking the keys or turning the crank to produce pre-programmed melodies. In "manual mode" when you press a key, the hammer strikes the plate and the sound of the corresponding note is heard. In "programmed melody mode" you arrange a series of boards along a rotating drum, then turn the drum as pins on each board trigger the hammers to strike the right notes.

This fun DIY musical model / 3D puzzle consists of 573 pieces and promises 8 hours of enjoyable assembly time. The Mechanical Celesta is rated "intermediate" difficulty. In addition to laser pre-cut high quality plywood boards, the model kit also includes cotton ropes, wooden balls and metal plates. To assemble, follow the detailed, illustrated instructions available in 11 languages (English, German, Ukrainian, French, Polish, Spanish, Russian, Turkish, Italian, Chinese and Korean). You don't need glue or special tools to assemble your Mechanical Celesta. Everything you need to build your functional musical instrument comes right in the box.



Model size:	11*11.2*4.7 in (28*28.5*12 cm)
Package size:	14.9*6.7*2 in (37.8*17*5 cm)
Parts count:	573



Assemble me. Depart to
Hogwarts™ with me!

HOGWARTS™ EXPRESS

Self-assembly, no glue needed

Enter the wizarding world and join Harry, Hermione and Ron on an exciting journey aboard the Hogwarts™ Express with this special working model train by Ugears. Wind the model with the special key, twist the smokestack Start/Stop switch, then watch the mesmerizing motion of the locomotive's gears, wheels and connecting rods as it chugs ahead. The Ugears Hogwarts™ Express can travel 4 meters (with tender and carriage) or 6 meters (locomotive only) on any smooth, flat surface.

This beautiful 3D wooden model train also comes with a section of track and Platform 9 ¾ buffer stop for an elegant static display.

The handsome locomotive can be run on its own or coupled with two cars—a coal tender and a passenger carriage. The tender has an empty coal compartment in which you can store the train's wind-up key or other small objects. The passenger carriage has three compartments, three doors that open, and a removable roof, allowing you to place the figurines of Harry Potter, Hermione Granger, and Ronald Weasley on special mounts that move side-to-side when the train is in motion. You can also place these character figurines next to the train for static display, as though the youngsters were waiting to board the magical Hogwarts™ Express for another term at the Hogwarts School of Witchcraft and Wizardry.

The locomotive is the driving force of the model, with its metal spring engine and gears that transmit power to the moving wheels. The locomotive is wound using a special key (there are winding slots on both the left and right side of the engine), but first be sure to twist the smokestack to the "Stop" position. Once the spring is wound, hold the model while twisting the smokestack to the "Start" position, then release and watch the train pull out in a straight line. Look at those beautiful train engine wheels and coupling rods in action!



Model size: **36*4.9*39 in (90.5*12.5*10 cm)**

Package size: 14.9*6.7*2 in (37.8*17*5 cm)

Parts count: 504



Assemble me. Punch your ticket for an exciting adventure!

Knight Bus™


The speedy Knight Bus™ can roar through the streets of Muggle London (or your living room) thanks to its powerful spring-powered motor, which is wound using a secret key stored on top of the bus. Raise the magical manipulator button, also on the roof of the bus, to lock the drive gears and prevent the bus from running away before all wizards and witches have boarded. With the bus stopped you can now remove the secret winding key, insert it into the ratchet mechanism on the side of the bus and give it a few twists. To set the bus in motion, press down the magical manipulator button while holding the bus, then let go! The Knight Bus™ roars off thanks to a system of gears that transfer energy from the spring to the wheels, including a "flip" gear that lets the bus continue coasting.

The standout feature of the DIY wooden model Knight Bus™ is its ability to transform by narrowing or expanding its width with a twist of the magical manipulator. Twist the knob on top of the bus counterclockwise and the bus becomes narrow, for squeezing between traffic.

Twist the knob clockwise to expand the bus (and any passengers) to their true size. But here's the amazing thing—the width of the bus changes, so does the speed! In its normal (not compressed) state, the bus travels astonishingly fast. Compress the bus and an internal mechanism makes the bus travel in slow motion.



Self-assembly, no glue needed



Model size:	7.7*2.6*5.9 in (19.6*6.5*15 cm)
Package size:	14.9*6.7*1.1 in (37.8*17*2.8 cm)
Parts count:	268



Assemble me. Buckle up for a magical flight!

Flying Ford Anglia™


Self-assembly, no glue needed

The Ugears Flying Ford Anglia™ has a spring drive that transmits torque to the rear wheels, providing drive power. The car can travel 3-4 meters on a single wind-up of the ratchet mechanism located on the undercarriage. The spring drum is safely tucked under the model car's seats, while the authentic rear license plate functions as the start/stop button. There is also a neutral gear that lets the car roll freely.

The front wheels rotate 25 degrees in either direction and can be turned using the steering wheel or by pressing the wheels themselves, allowing the car to travel in a straight line or turn circles (you are in charge of making the Anglia fly!). The car rides on any flat surface, from carpet to slippery tile, thanks to the grippy rubber band "tires" encircling all wheels.

But here's where the real magic comes in: thanks to a special mechanism attached to the spring-loaded shaft running through the cabin, the Anglia has a secret "ejection" function. When the front license plate is pressed, the trunk and side doors pop open while the tilting front seats and a lever in the trunk dramatically throw all passengers and contents from the vehicle. Place Harry's suitcases in the trunk, press the front plate, and watch as they are unceremoniously ejected by the angry Anglia!

Model size:	8.9*3.3*3.1 in (22.5*8.5*8 cm)
Package size:	14.9*6.7*1.1 in (37.8*17*2.8 cm)
Parts count:	246



Assemble me.
Drive the legend!



Retro Car UGR-T

Self-assembly, no glue needed


The Retro Car UGR-T is a stylish new addition to Ugears' ever-growing collection of historic and modern cars, racers, motorbikes, trucks and other outstanding automotive DIY models. This vintage model pays homage to the dawn of the automobile age.

Ugears' team of engineers and designers have developed a special, classic car model to take you back to that age. Outstanding features include the functional convertible folding roof with fabric overlay; latching cab doors that open to the front; the hood that opens on both sides, revealing a functional 4 cylinder engine with crankshaft; a skeuomorphic pendulum that simulates the sound of a rumbling motor; front wheels that turn using the steering wheel; and a spare wheel mounted at the back. To operate the Retro Car UGR-T, set the Start/Stop button to "Stop" as you wind the spring-powered motor using the built-in ratchet key under the chassis. Place the model on a flat surface as you hold it with one hand, press "Start," then release and watch it go. The car has Forward, Neutral, and Reverse gears.

The Retro Car UGR-T model will appeal to fans of historic cars, car modeling enthusiasts and people who love a good 3D puzzle. This DIY wooden car model is a great holiday, birthday, or anytime gift, a stylish addition to any interior, and promises hours of fun assembly and imaginative play. Have a great time as you go back in time with the Retro Car UGR-T!

Model size:	10.4*4.9*5.6 in (26.5*12.5*14.4 cm)
Package size:	14.9*6.7*1.4 in (37.8*17*3.6 cm)
Parts count:	337





Assemble me.
Free my superpower!


Top Fuel Dragster

Self-assembly, no glue needed

One look at the Top Fuel Dragster by Ugears tells you this is no ordinary toy car. The model is driven by a powerful spring motor and gear set that transmits power through the crankshaft and belt drive (a rubber band passing through a tensioner with roller) to the rear wheels, which have special silicone gaskets for extra grip.


The DIY wooden model has a Start/Stop button, variable driving modes, and is able to rear up on its back tires when peeling out, just like a real dragster. The Top Fuel Dragster has an open "skeleton" body, revealing the beauty and amazing inner mechanics of this racer.

To operate the model, make sure the "start/stop" switch is set to the "stop" position, then twist the non-removable winding knob at the back of the Dragster about a dozen times in a clockwise direction. Place the Dragster on the floor and while holding it with one hand, flip the "start/stop" button to "start," then release. Because this is Ugears, and because we love including realistic details that add that "wow!" factor, in the "stop" position, the air intake dampers are closed and in the "start" position they open!



Model size:	15.3*4.7*5.1 in (39*12*13 cm)
Package size:	14.9*6.7*1.2 in (37.8*17*3.1 cm)
Parts count:	321

Assemble me.
Let my marbles go!




Marble Run Spiral Hoist

Self-assembly, no glue needed

The Marble Run Spiral Hoist is the fourth model in the Ugears collection of fascinating DIY wooden mechanical marble runs. The hoist has two types of rails to speed the ascent: the main spiral rails and vertical rails. Turn the crank to lift the colored glass marbles upwards (one marble rises per nine revolutions of the winding crank) to the three-marble storage up top. From there the marbles begin their downhill runs through exciting elements: a high-speed slide, a vertical snake and a mountain river.

Our team of designers created the Marble Run Spiral Hoist and our three other marble runs (Chain Hoist, Stepped Hoist and Tiered Hoist) as fantastic standalones, but also as modular elements able to be connected together into a super Marble Run! You can connect any two or four marble runs together with special connectors (included in each kit) for a giant marble amusement park, with a variety of soaring lifts and obstacles to overcome on the descent. The escapement at the end of each set can send the marbles back to the original hoist, to the adjacent marble run, or alternating between the two (you control this with a special weighted switch).



Model size:	11.2*10.4*10.9 in (28.5*26.3*27.6 cm)
Package size:	14.9*6.7*1.3 in (37.8*17*3.4 cm)
Parts count:	226



Assemble me.
Take me home,
country roads!

Pickup Lumberjack

Self-assembly, no glue needed

The Ugears Pickup Lumberjack is a working truck with a job to do, and that's hauling wood (or hay bales, or work tools—whatever you can imagine)! The DIY wooden model features a 1m x 7mm spring motor allowing the Pickup to travel up to 6 meters and haul loads of 400 - 450 g in the truck bed. The winding knob is stylized to resemble a custom open top air filter emerging from the hood. Lift the hood to reveal the beautiful V8 engine firing away!

The Pickup Lumberjack has 3 modes: R (Reverse), N (Neutral), D (Forward). The spring's energy is transferred to a gear set to increase the gear ratio, through the gearbox, then to the drive shaft, differential, and rear axle. A Start/Stop mechanism located in the truck bed allows you to start the truck on command. Because this is Ugears, and because we love to focus on the small, whimsical details that make a model exceptional, a small pendulum under the seats simulates the shaking of a truck's powerful engine. Bent plywood gives the model beautiful lines and 1950's styling. The Pickup's doors open from inside and outside, and the tailgate folds down. The front wheels can be turned using the steering wheel and locked in place for graceful turns. The Pickup Lumberjack also features front and rear spring suspension so you don't get bounced around too much on those country roads.



Model size: 12.4*5.4*4.6 in (31.6*13.8*11.8 cm)

Package size: 14.9*6.7*1.3 in (37.8*17*3.4 cm)

Parts count: 460



Assemble me.
Feel the breath
of Renaissance!

Old Clock Tower


The Old Clock Tower mini-model by Ugears brings a charming medieval atmosphere into your home or office. This beautiful DIY wooden clock tower model is a mechanical mechanism in the form of a tower with clock face, moving gears, a moving pendulum, whimsical characters, and a weather vane on top. Scroll the large gear to set the hands of the clock, the pendulum, and the weather vane in motion. The weather vane is a trumpeter holding on to a banner blowing in the wind. For comic effect, a man is suspended from the clock's spinning minute hand, holding on for dear life. Another man climbs a ladder below the clock—perhaps a cleaner or clock repairman? Behind the clock a suspicious-looking figure enters a hidden door—a thief storing his loot in the clock tower, or maybe a hunchback, bringing his lunch back? Invent your own story as you spin the gears and watch the mechanism come to life.

The Ugears model Clock Tower will appeal to those who love history, architecture, clocks, and those who enjoy 3D puzzles and lightly-challenging but rewarding DIY projects. Build it with your kids for a fun family activity.



Self-assembly, no glue needed

Model size:	7.9*3.8*2 in(20*9.7*5.2 cm)
Package size:	8.3*3.6*1 in (21*9.2*2.3 cm)
Parts count:	44



**Assemble Me.
Let my marbles go!**



Marble Run Tiered Hoist


The fun with marble runs continues with Ugears' Marble Run Tiered Hoist, the third in a series of Ugears modular marble runs. This unique entrant in our growing collection of entertaining wooden marble runs features a 3-tiered stair lift that raises the marbles to the top for amusement park adventures. This wooden DIY kit is both a 3D puzzle and a fun toy. The Marble Run Tiered Hoist features a fascinating lift, three new track elements, and interesting trap and release mechanisms sprinkled throughout. Turn the hand crank and watch the marbles make their journeys through various obstacles down to the collection tray below.

We have designed the Marble Run Tiered Hoist and the entire line of Ugears marble runs to be modular, that is, the Tiered Hoist works as a standalone or it can be connected frontally or laterally to other Ugears marble runs of the same or different design (2 or 4 models can be connected, in pairs, using the special connectors included in the kit).

Self-assembly, no glue needed

Model size:	10.6*10.4*10.6 in (27*26.5*27 cm)
Package size:	14.9*6.7*1.3 in (37.8*17*3.4 cm)
Parts count:	315

A trigger mechanism just before the return track can send marbles back to the tiered hoist, to an adjoining marble run, or toggle between the two. Connect up to four marble runs to form an amazing, complex system of interconnected elements, all powered by a single crank. It's like the marbles have been turned loose for a fun day at a miniature amusement park!





**Assemble me.
Spin the Earth!**

Mechanical Tellurion

Ugears is proud to present the Mechanical Tellurion, an accurate wooden model representation of our corner of the universe. A tellurion (also spelled tellurian, tellurium, and sometimes called a loxocosm), is an ingenious mechanism that depicts the cosmic dance between Sun, Earth and Moon. The causes of day and night, the phases of the moon, and the changing seasons are seen and understood according to the movements of this 3D puzzle. A tellurion (from the Latin tellus, meaning "earth") is related to the orrery, which illustrates the relative positions and motions of the planets and moons in the solar system in a heliocentric model.

When "tuning" the mechanism, set the pointer to the middle of winter or summer on the seasons dial. The earth, on its tilted axis, can be rotated (using a gear under the phases of the moon) to have either hemisphere be farthest from the sun in the bleak midwinter, or closest to the sun in summer. Turn the handle the correct number of days forward or back, from whichever solstice is closest in time, to set the present day.

After consulting a lunar calendar, use the upper gear disk to adjust the position of the moon to its correct phase. Your Tellurion is now "set." With each passing day, give the model one turn of the crank to chart the earth's progress around the sun, and the moon's lunar cycle as it orbits the earth.

Self-assembly, no glue needed

Model size:	15.9*10.2*12 in (40.5*26*30.5 cm)
Package size:	14.9*6.7*1.3 in (37.8*17*3.4 cm)
Parts count:	249





Assemble me.
Take me with you!



MOTO COMPACT Folding scooter



The Moto Compact folding scooter from Ugears is a clever, spring-driven addition to our family of two-wheeled DIY wooden models. For many youth, a motor scooter is their first form of motorized transport.

To start your scooter, grip and pull the front and rear sections slightly apart, which raises the handlebars. Press the driver's seat down to engage the "stop" mechanism. You can now wind the motor using the ratchet knob on the bike's right side. Raise the kickstand and lower the small guide wheels underneath for balance. Set the bike on the floor or other smooth surface, then hold it gently while pressing down on the passenger seat at the back, which serves as the "start" button. This pops the driver's seat up and engages the main gear—let go quickly and watch your scooter zoom off! After the scooter has stopped, if you want to start it again just repeat the cycle.

To fold up your Moto Compact, grip the front and rear sections of the bike and push them together, which also collapses the handle bars to their tucked-away position. The folded scooter can now be slipped into a pocket and carried, or it can rest on its kickstand, which flips down from the left side of the body.

Self-assembly, no glue needed

Model size:	5.7*2.4*4.3 in (14.5*6.2*11 cm)
Package size:	14.9*6.7*1.06 in (37.8*17*2.7 cm)
Parts count:	192





Assemble me.
Meet a new day!



Vintage Alarm Clock

The Ugears' Vintage Alarm Clock is a charming throwback, a decorative reminder of the mechanical alarm clock sitting on the bedside dresser in your parents' or grandparents' home. When you move the large gear on the side, the arrow hands of the Alarm Clock spin and the bells jangle, giving the wooden clock model its characteristic "clacking" alarm sound.

While this decorative wooden model clock doesn't actually keep time, the hands of the clock are geared so that one complete rotation of the minute hand advances the hour hand one position.



This DIY wooden model Alarm Clock is not just an attractive display piece, but includes dynamic motion and sound elements, including the careful gearing of minute and hour hands and the surprising inclusion of the clattering alarm.

The Vintage Alarm Clock expands our collection of easy-to-assemble models, making it a great gift idea for children and adults looking for a fun, relatively easy DIY project to do at home on a rainy day.

The Vintage Alarm Clock will appeal to fans of retro steampunk design, horology, and anyone who has already enjoyed building the Ugears Steampunk Clock. The Ugears Vintage Alarm clock is a fun, lightly challenging, and satisfying creative project for families to work on together, and an attractive addition to your home decor.

Self-assembly, no glue needed

Model size:	3.7*2*5 in (9*5*12.5 cm)
Package size:	8.3*3.6*0.8 in (21*9.2*2 cm)
Parts count:	41



Assemble me.
Fly high and fast!



Mini-biplane

The Ugears Mini Biplane model is both a fun toy and an attractive decorative item to place on the shelf. We opted for an open design, making the Biplane fuselage light and transparent, revealing the model's inner workings. Machines should not be mysteries! We want to encourage our builders' natural curiosity, and help them learn about motors and simple mechanics.

The Mini Biplane wooden model has a turning propeller and is powered by a rubber band motor—just pull the model back along a surface to wind it up, then release and watch it go!



The model's toy-like appearance and simple mechanics make the Mini Biplane an excellent starter model and introduction to the fascinating world of Ugears 3D puzzles, DIY model kits, automaton, robots, wooden puzzle boxes and STEM Lab model kits.


The Mini Biplane will appeal to anyone who loves model planes or who is interested in aviation. It joins the Aviator (with its interchangeable airplane and helicopter components) and the Flight Starter models in our Ugears family of flyers.



Self-assembly, no glue needed

Model size:	6*5.1*3.1 in (15*13*8 cm)
Package size:	8.3*3.6*0.8 in (21*9.2*2 cm)
Parts count:	84





Assemble me.
Catch the star
moment!

Sky Watcher Tourbillon Table Clock

The standout feature of this functional and beautiful wooden model table clock is the rotating tourbillon that sits on top. In wrist and pocket watches a tourbillon mechanism helps increase accuracy by counteracting the effects of gravity when the watch is stationary. In table clocks and wall-mounted clocks a tourbillon often serves a more decorative purpose. This is true of the Sky Watcher Tourbillon Table Clock from Ugears, where the sphere of the tourbillon has been styled to resemble a large telescope observatory.

When the model is fully wound it can power the timepiece for approximately 2-3 hours, sufficient for long observation of the mesmerizing mechanism, or to provide a pleasant background ticking clock sound and visual diversion for a period of work or rest. Rather than an all-too-common clock face with hands, we have created additional interest by having the time display placed on reels.

The Sky Watcher Tourbillon Table Clock will appeal to night sky watchers, star gazers, amateur astronomers, horologists, clock and watch enthusiasts, experienced model builders, 17th C deists, Isaac Newton stans, and anyone who appreciates superior design or a DIY challenge.

Self-assembly, no glue needed

Model size:	12*7.1*6.5 in (30.5*18*16.5 cm)
Package size:	14.9*6.7*1.8 in (37.8*17*4.5 cm)
Parts count:	338



Assemble me. Burn tires!



Drift Cobra Racing Car

Self-assembly, no glue needed

Introducing the Drift Cobra Racing Car, a beautifully-styled, two-seat convertible.

Driven by a powerful spring motor, the Ugears Drift Cobra racing car has the fastest team of horses under the hood of any mechanical wooden model we know. The model is wound by means of a ratchet knob under the chassis. Before winding your 3-D wooden Drift Cobra model racing car, move the air filter that protrudes from the hood toward the windshield, and flip the switch in front of the passenger-side seat into the Lock position (parallel to the door). Now twist the ratchet underneath the car's body. After 6 to 6.5 turns of the knob the spring is fully loaded, and—vroom! vroom!—your racer is ready to roar! Set the gear shift lever, located between the driver and passenger seats, to the desired position (Reverse, Neutral, Drive).

To start the model, set it down on a flat surface, slide the air filter forward, and watch your Cobra lay rubber in a spin out (start with the wheels turned to one side), do circles, or speed down the track in a straight line. To put the model in "drift mode," turn the front wheels fully to one side or the other, set it down on a smooth surface such as tile, and watch as the model peels out in a sideways skid (ideally, your model should make a half to a full revolution before continuing forward, depending on the driving surface and turn angle of the wheels).

When the wheels are set in their straight position, the model covers a lot of ground—8 meters or more! Set the wheels in a gentler turn, or put the racer down on a less slippery surface, and watch your Drift Cobra complete two or three full circles.

Model size:	10*8.3*4.5 in (25.5*21*11.5 cm)
Package size:	14.9*6.7*1.3 in (37.8*17*3.3 cm)
Parts count:	370





**Assemble Me.
Step with me**

Hexapod Explorer

Introducing the Ugears Hexapod Explorer: part insect, part robot, part extraterrestrial rover. Driven by a powerful spring motor, the Hexapod Explorer can walk up to 3 meters on its own legs, without need of an auxiliary or supporting wheel like other models have. The ability to bear its own weight, on the legs alone, allows the Hexapod Explorer to navigate slightly rough terrain, like a planetary rover stepping out of the capsule to explore new worlds. Another amazing feature that makes our walker unique is that the Hexapod Explorer comes with a variable speed dial.

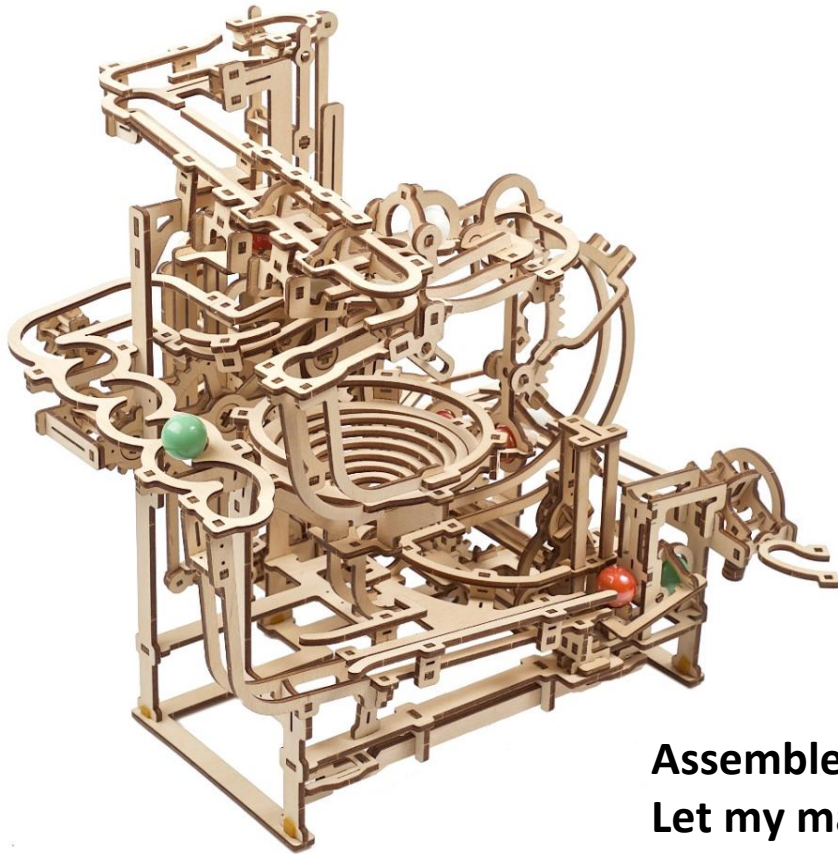
The Hexapod Explorer wooden model kit has 388 pieces and features a strong metal spring that powers the robot's walking action, and rubber band foot pads for better traction on smooth surfaces. This DIY model is rated "Medium" to "Advanced" with an assembly time of approximately 8 hours. The internal spring is wound with a ratchet key located on the belly. With a ratchet mechanism you don't have to hold the key while winding to prevent slippage—potential energy is stored with each twist, without slippage, until the spring is fully loaded. The Hexapod Explorer can traverse rough surfaces and even step over obstacles of 1-2 cm. Crank the model up, set it down, choose the desired speed using the dial on the Hexapod's head, then release the "go" switch at the rear to set the model in motion. You can change speeds at any time, either mid-run or on the next go.

This DIY Hexapod Explorer takes its place as champion walker among Ugears' amazing family of mechanoids, automatons, 3D puzzles, and wooden mechanical marvels. We've created a purely mechanical, wooden walking robot, without electronic components.

Self-assembly, no glue needed

Model size:	10.6*8.7*3.7 in (27*22*9.5 cm)
Package size:	14.9*6.7*1.1 in (37.8*17*2.8 cm)
Parts count:	388





**Assemble Me.
Let my marbles go!**

Marble Run Stepped Hoist


Introducing the second in a series of Ugears modular marble runs. This fun and fascinating wooden marble run features an ingenious 3-stepped alternating lift mechanism and a set of new features to hold your attention as you watch the marbles make their cyclical journey.

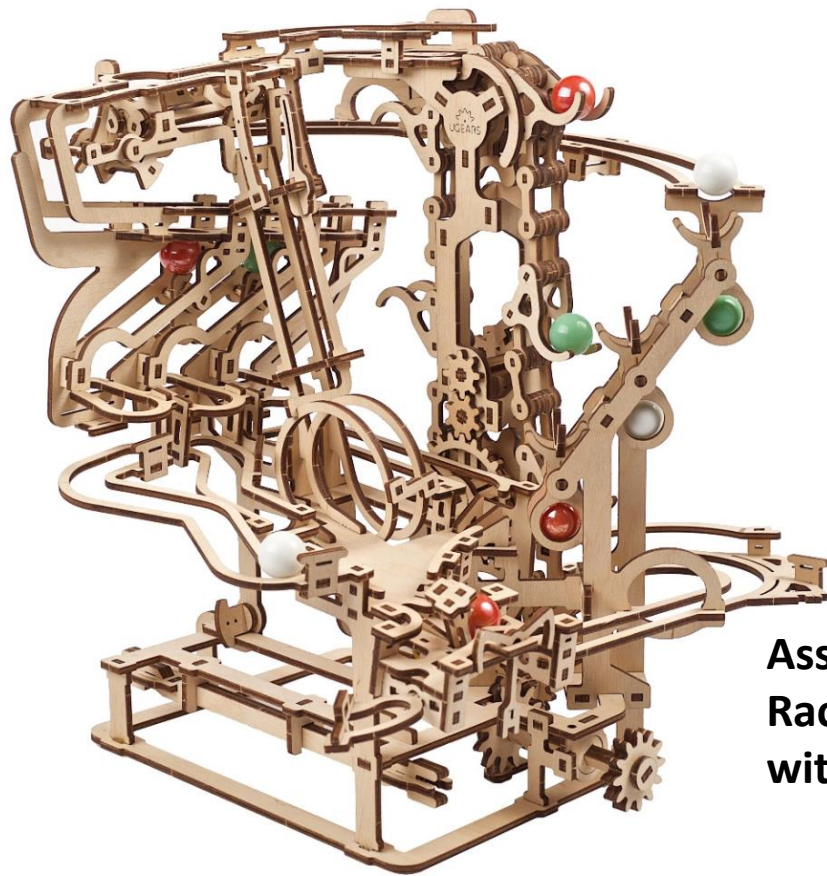
The model has a 3-stage alternating lift that hands the marbles back and forth as they climb to the top to embark on their amusement park adventures. Which marble will take which track, and which will make it down first? The Marble Run Stepped Hoist features a 3-marble accumulator in which the third ball opens the gates for the trapped first and second marbles, sending all three along their divergent paths. There are three tracks: the first consists of a 2-marble accumulator and serpentine run, the second is a hammer swing inside a C-shaped cradle, and the third has a whirlpool or funnel. All marbles eventually pass through the collection tray and into the seesaw lift. A rocker switch mechanism either sends the marbles back along the return track to the 3-stepped lift, or (and this is where it gets really exciting!) into another attached Ugears marble run.

We have designed the Ugears line of marble runs to be modular, that is, each model works as a standalone, or it can be connected frontally or laterally to other Ugears marble runs of the same or different design (2 or 4 models can be connected, in pairs, using the special connectors included in the kit).

Self-assembly, no glue needed

Model size:	11.6*10.6*10.8 in (29.5*27*27.5 cm)
Package size:	14.9*6.7*1.3 in (37.8*17*3.4 cm)
Parts count:	355





**Assemble Me.
Race
with me**



Marble Run Chain Hoist

The Marble Run Chain Hoist is both a beautiful kinetic sculpture and an intricate toy that teaches as it entertains. This DIY wooden marble run features a chain hoist powered by a hand crank, and a series of tracks, each with its own unique and fun obstacle or element. Turn the handle clockwise to set the machine in motion, and watch as the wooden chain hoist collects and lifts the marbles to the top of the machine, where a 3-way switch distributes them on different tracks. One marble plunges down a chute with a loop-the-loop at the bottom; the next tumbles down the various stages of the cascades, while three others are collected in the accumulator then released down one of three short tracks. All marbles pass through the common tray or collector before returning to the chain hoist to be lifted on their next journey.

The Marble Run Chain Hoist is modular, and can be connected to other Marble Run Chain Hoists (2 or 4 models can be connected, in pairs) using special connectors (included). Attach two Marble Run Chain Hoists together frontally, or connect four together, both frontally and laterally, for a mini system of hoists and runs. Like all our models, brain teasers, and 3D puzzles, the Ugears Marble Run Chain Hoist is a beautiful standalone, or it can form part of a growing collection of elegant, functional wooden mechanical marvels.

Everything you need for this fun DIY project comes right in the box, including pre-cut wooden boards, 10 marbles, wax and sandpaper (for optimal gear function). Each Ugears model kit, 3D puzzle, or brain teaser comes with a set of detailed, illustrated instructions in 11 languages.



Self-assembly, no glue needed

Model size:	10.6*12*10.6 in (27.5*30.5*27 cm)
Package size:	14.9*6.7*1.3 in (37.8*17*3.4 cm)
Parts count:	400



**Assemble Me.
Splash
with me**




Mechanical Aquarium

The Mechanical Aquarium from Ugears is an ingenious saltwater fishbowl, with two pet tropical fish chasing each other around a forest of macroalgae fronds, inside of which hides another small inhabitant of the marine environment—a seahorse!


Not only is this DIY aquarium model kit, with its original theme and design, a fine addition to the Ugears catalogue, but it also features a unique mechanical action. The fish and algae rotate simultaneously and in parallel, at different speeds and in different directions, simulating the smooth, undulating rhythms of underwater plant and animal life. The elegant fish look like they are really swimming as they move their heads and tails side-to-side. The Mechanical Aquarium model is unique in that while many Ugears models are propelled by rubber band motors, the Aquarium is driven by a spring, for longer action and greater longevity. At Ugears we pride ourselves on innovating, and on listening to our loyal customers, many of whom have been asking for models with spring-loaded mechanisms.

To set the model in motion, wind the knob under the aquarium with about 25 half-turns, flip the switch from "STOP" to "SWIM" mode, then watch as your Mechanical Aquarium comes to life! The mechanism contains an internal pendulum to regulate and smooth the movement. We have designed this model to be the very definition of operational simplicity for users: one switch, two modes: on and off. You can stop the model at any time, or just let it go and enjoy the movements of the automaton fish and fronds for about 40 seconds.



Self-assembly, no glue needed

Model size:	9.3*9.3*7.9 in (23.5*23.5*20 cm)
Package size:	14.9*6.7*1.3 in (37.8*17*3.4 cm)
Parts count:	325



Assemble Me.
Enjoy every minute
with me



Aero Clock

The Aero Clock, a wooden wall clock with pendulum, is an actual working clock that you can build yourself, mount to a wall, wind up, then watch as the seconds, minutes, and hours tick by.

The theme of the Aero Clock is early aeronautics. The casing and intriguing wooden clock mechanism represent an air base located among the clouds, where zephyrs blow and filtered rays of sunlight dapple the machinery, while you, in the role of aeronaut, launch a new voyage of exploration on the hour.

Released at a moment when the world seems to have slowed down, the Ugears Aero Clock, that you build yourself, is both timeless and timeless in its simple elegance. This beautiful and functional model is for horologists, for hobbyists, for explorers, for creatives and romantics of every stripe, anyone who is ready for new challenges and ready to take risks. If you've ever gazed up at the sky and thought, "I want to be there!" or looked at a pendulum clock and wondered, "How does that work?" then the Ugears Aero Clock is for you.

The Ugears' Aero Clock is a marvelous puzzle, and the perfect family project. When you work together to assemble this clock model kit, you will experience the satisfaction of building something together, and not just any model, but an actual functioning timepiece. Afterwards, you'll have a beautiful object for the home, something your family can enjoy together as time goes by.

Self-assembly, no glue needed



Model size:	29.5*18.5*6.5 in (75*47*16.5 cm)
Package size:	14.9*6.7*2 in (37.8*17*5 cm)
Parts count:	320



Windstorm Dragon



Welcome to the dwelling of a wise and cunning beast guarding countless treasures he will only reveal to the one bold enough to face his mechanical magic! Behold – the magnificent Windstorm Dragon of the Ugears' automaton collection is here to challenge your wits and skills in your next mechanical models adventure.

The Windstorm Dragon model is a classic mythical reptilian, the embodiment of ancient might and power, presented in wood and animated by the wizardry of Ugears engineers.

Your new magnificent pet has an open-style design that allows you to see its mechanical heart – rubber-band motor – beating. The model has a winding key in the frontal part of its chest. To wind it up, hold the dragon by its body and rotate the key clockwise. Release the motor by pulling the start lever. This is when the magic begins: the arms, legs and even the whole body of the Dragon will start to move. And of course, the amazing pair of strong and beautiful wings will be set in motion. This is your Ugears Dragon's very special feature: the bones of the wings are made of wood, but the rest is beautifully designed feathery paper cutouts. Softer and flexible material makes the flight look very realistic and leaves room for your own ideas.

The model can be set on a special support or hung on twine. It will look equally fascinating with its laser engraved scales and spiky tail.

Traditionally, the model is made of high-grade wooden materials and comes with everything you need in the box. Solve the mechanical mystery of an ancient beast and become a Dragon Master with Ugears Windstorm Dragon model!



Model size:	20.9*19.1*11.4 in (53*48.5*29 cm)
Package size:	14.9*6.7*1.2 in (37.8*17*3.1 cm)
Parts count:	320

Self-assembly, no glue needed



Automaton Cyclist



The new automaton by Ugears, a bold and beautiful model for real champions, is rolling in to take us to new victories. Introducing our latest addition to the Ugears automatons family, **The Cyclist**.

Inspired by classic Tour De France chronicles, The Cyclist embodies the spirit of competition, the great sport and even a greater victory. The signature Ugears design makes this outstanding model – it is a fun build and an original décor element in any home or office.

While we have no doubt you'll like the looks of our champion, the main feature is of course, the mechanism. Ugears is known for their original approach to wooden mechanical models and this time our design wizards used a simple flywheel to create their magic. Start it by pulling the lever on the side of the model and watch the cyclist launch into a race. The flywheel, the main propelling element of the model, accumulates kinetic energy due to its weight. The model is a perfect presentation of how changing weight changes the work of a flywheel mechanism. The model has a special slot where you can put a coin or a screw nut – anything that fits – to increase the weight and change the momentum of the mechanism.

Traditionally, the model is made of wooden materials and comes with all you need for assembly. Follow our comprehensive step-by-step multilingual manual and you will get to the finish line breaking no sweat.

Set your mind for victory and welcome to the new race with the Ugears Automaton Cyclist model!

Self-assembly, no glue needed

Model size:	9.6*6.9*4.7 in (24.5*17.5*12 cm)
Package size:	14.9*6.7*1.1 in (37.8*17*2.7 cm)
Parts count:	189





Foldable Phone Holder



Following the modern trend of minimalistic and functional design, Ugears is proud to present a new clever and practical addition to their collection of wooden mechanical models, the **Foldable Phone Holder** of the Mini-series.

Clean lines and functionality coupled with Ugears iconic design was the main ground on which the idea of the Foldable Phone Holder was born and developed. Remaining loyal to natural materials and all-you-need in a box approach, Ugears designers created a wooden model that is not just a fun 3D-puzzle, but also a useful companion in your daily activities.


Mobile phones have become a large part of all aspects of our lives – they are both indispensable business assistants and all-in-one entertainment gadgets. Whether it is an important conference call when you need your hands free or a couple of relaxing minutes browsing through funny cats videos, the Foldable Phone Holder is here to make your experience more convenient and pleasant.

The Holder has an adjustable support angle offering three convenient positions. It provides extra-support for larger phones. Position can be adjusted by turning the central wheel at the fold. To prevent sliding and ensure your phone sits in place, the back stand is equipped with two rubber bands. The Holder is perfect for travel: it neatly folds down to a portable size and can fit in a bag or even in a pocket.

The portable, stable, and universally compatible Foldable Phone Holder is waiting to become your reliable partner in business and fun.

Self-assembly, no glue needed

Model size:	4.8*2.6*4.6 in (12.2*6.5*11.7 cm)
Package size:	3.6*8.3*0.6 in (9.2*21*1.5 cm)
Parts count:	73





Nativity Scene



A beautifully crafted **Nativity Scene** model is the Ugears' tribute to a beloved Christmas tradition. Carrying the true spirit of the most wonderful time of the year, this model is created to make your winter holiday really special.

Almost every country that celebrates Christmas has a tradition of installing a Nativity Scene: a display that features newborn Jesus in a stable with Mary, Joseph, an Angel, and the three wise men. In different places and settings the number of characters and approach to decorating the scene may vary, showing a host of angels, Shepherds, plenty of expensive décor, etc. Ugears created a humble and tender design implemented in wood that best celebrates the birth of the divine child of Joseph the Carpenter.

From a technical point of view, the Nativity Scene model is on the simpler mechanics and assembly side of the Ugears collection. We wanted the whole family, including younger children, to be able to participate and enjoy putting it together. Being a fine piece of a traditional Christmas decor, the model nevertheless has basic gear mechanism that animates certain elements of the set. To start the mechanism, manually rotate any of interconnected gears that you will see on the sides and on the top of the model. This will make the star on the roof of the barn move while at the same time rotating the gears with carved designs and animating the background of the scene.

Enjoy your time with friends and family and let The Nativity Scene from Ugears add magic to your holiday.



Self-assembly, no glue needed

Model size:	5.9*1.9*5.1 in (15.1*5*13.8 cm)
Package size:	7.1*10.6*0.3 in (18.5*27.5*0.7 cm)
Parts count:	59





Mini-buggy



Welcome to the expanding fleet of vehicles in the amazing collection of Ugears wooden mechanical models. We would like you to meet our new little pet: the fast and fun **Mini Buggy**. This miniature dune buggy is ready to take you on a ride.

If you are new to the world of Ugears clever mechanisms, the Mini Buggy is one of the models you want to start with. It won't overwhelm you with the amount of details as some of our more advanced-level models might, yet, the assembly of the Buggy is an interesting and very engaging process. Here you will need to use the color step-by-step instruction manual that comes in the box, but no glue or extra tools are required – everything you need for assembly is provided with the set.

The Mini Buggy is driven by a rubber-band motor. Due to an open style body design, you can see the movement of the gears and wheels in the working motor. Just wind it up, pull the switch in the rear side of the model and your dune buggy will dart ahead. Or not ahead: you can adjust the direction of movement of your tiny vehicle by turning its front wheels – make it run circles chasing its tail if you like! While the front wheels make your Buggy maneuverable, the back, driving, wheels also provide stability. The rear wheels are larger and have rubber-band tires that ensure better surface traction and a smoother ride.

Like all Ugears models, the Mini Buggy is made of natural fragrant plywood, the quality of which is verified by European laboratories. Sustainable materials and original design of the model make it a great idea for an eco-present.

If you still aren't convinced that the Mini Buggy equals an exciting time, we'd say that only two Mini Buggies can beat how much fun you can have with this model. Why? The explanation is very simple – two Mini Buggies is a race!



Self-assembly, no glue needed

Model size:	3.9*3.1*3.1 in (10.5*8.8*8.8 cm)
Package size:	3.9*10.6*0.3 in (10*27.5*0.7 cm)
Parts count:	80

Assemble Me. Let's Go Off-Road



SCRAMBLER UGR-10 with SIDECAR

Get ready to hit the road with your new adventure companion – the fast and enduring **Scrambler UGR-10 Motor Bike** with sidecar from Ugears.


The Scrambler is based on a dual-sport motorcycle prototype, a vehicle designed to travel both slick asphalt highways and heavy-going roads or go full Dirty Tracker mode. Original dual-sport bikes come from a family of so-called “scramblers” – lightweight city motorcycles initially produced by Triumph and BSA back in the 50s of the 20th century. The scramblers were very well adapted to ride rough roads due to the smart suspension design and high-mounted mufflers. Just as a real-life bike, the model is not only fast, but very steady due to a fork and pendulum suspension on both front and back wheels. The realistic retro design is completed with a clever imitation of a fully animated opposed cylinders engine.

Your motorcycle is driven by a rubber-band motor connected to the wheels via the belt coupling. You will find the wind-up key under the gas-tank hood. One winding will fuel up your **Scrambler** to cover a distance of 3 meters. Steer your bike in the direction you like with rotating steering bars – and zoom towards your new adventure!

If you plan a fun ride and have a good friend that wants to tag along or you are one of those people that always has some extra-luggage, there is an extra-cool feature that your Scrambler offers. A comfortable and spacious sidecar that has enough room to transport tiny passengers, a load of sweets, deliver notes or some other small cargo like paper clips and other office stationery. You can easily attach or remove your sidecar however you like.


Self-assembly, no glue needed

Model size:	8.7 * 6.3 * 4.5 in (22 * 16 * 11.5 cm)
Package size:	14.9 * 6.7 * 1.1 in (37.8 * 17 * 2.7 cm)
Parts count:	380



Assemble Me. Keep Cash in Me

Newest model:



CASH REGISTER

This original and clever mechanical bank is designed as a vintage cash register to keep your finances safe. Just like its real life prototype, the Cash Register has coin and notes boxes. For extra-protection, they are secured with a code lock. You can update your code however you like using the code mechanism.

Your cash bank accepts coins from 10 to 35 mm diameter – which covers most of the coin sizes circulating in the world. To keep track of your finances **the Cash Register** is equipped with a counter and an automatic coin detector. The operation modes switch depending on whether there is a coin in a coin slot or not. If you need to put a coin in the cashbox, put it in a special slot, lift and lower the lever. Duly registered by the counter, the coin will disappear inside the box. When it comes to storing notes, your **Cash Register** provides an automatic bill acceptor. In order to initiate the mechanism, wind up the rubber-band motor by pulling the lever up and down ten times. This will be enough for **the Cash Register** to pull in 3-4 notes you put into the note slot.

If you need to access your savings, enter the secret code to unlock the Register and turn the key until the cashbox comes out. This will also reset the counter. The vintage Art Deco body of the model makes it an exquisite decorative detail to any interior, and welcome present for a friend or colleague. This clever mechanical model will help you to teach kids about counting in a simple and fun way. Use it in your lemonade stand enterprise. With **The Cash Register** from Ugears you might see your sales increase – and definitely a serious rise in the fun sector!

Self-assembly, no glue needed

Model size:	9.6 * 6.0 * 7.0 in (24.5 * 15.3 * 17.8 cm)
Package size:	14.9*6.7*2.0 in (37.8*17*5 cm)
Parts count:	405



Newest model:

Assemble Me.
Explore with Me



RESEARCH VESSEL

Time to weigh anchor and go full speed ahead towards new discoveries with Ugears nautical model, **the Research Vessel**.


Inspired by classic scientific documentaries and biographies of outstanding marine explorers, the model is the incarnate might and beauty of large modern icebreakers and survey boats.

Your new boat has all you need to implement proper research: a bathyscaphe for deep-sea exploration, a small motor-boat and a life boat, drop ramp, opening hold hatch, and other fun and interesting elements you find in real-life vessels. The model is equipped with a swing jib crane to manage cargo and hoist out the bathyscaphe. Use the crane to pull the bathyscaphe out of the depths and secure it on a special extension platform.

All details of **the Research Vessel** are made of high-grade eco-friendly wood that need no glue or additional instruments to assemble. The “skeleton” design of the Vessel’s body allows you to look into the hold and engine room and see what makes her move. The energy driving the model is produced by a rubber-band motor and managed by a pendulum. A clever gear arrangement in this block imitates the sound of a diesel engine and provides a smooth and steady pace of the Vessel. The model has three movement modes – forward, turn, and automatic manoeuvring. The modes are controlled with a lever you can switch manually.


Self-assembly, no glue needed

Model size:	15.2 * 4.3 * 9.8 in (38.5 * 11 * 25 cm)
Package size:	14.9*6.7*1.7 in (37.8*17*4.2 cm)
Parts count:	575



Newest model:

Assemble Me. Fly Around Me



YouTube

GLOBUS

At Ugears, we like to think that each of our new models is a wonderful surprise and amazing gift to anybody who loves beautiful mechanics. We want to give more with every model we invent. With this model, Ugears gives you – quite literally – the world. Presenting **the Globus**, a stylised model of Earth with two sets of decorative continents, a rotating mechanism, and curious little extras that make the model even more interesting.

The main module of the model is comprised of two parts: the globe and the platform with the mechanism. The sphere of the globe sits on an axle inclined along the same angle as the axis of the Earth. Like most Ugears models, **the Globus** is animated by means of a rubber-band motor. A lever in the base pulled once clock-wise all the way will fully wind-up the mechanism. As soon as the lever is released, the gears begin their work. If you want it to rotate even slower, you can manually turn **the Globus** and watch the continents float slowly by.

In addition to the main module, the model comes with two interchangeable extra-modules - **the Shuttle and the Sputnik** – which connect to the main module via the planetary gearing and rotate almost twice as fast as the globe and make almost two full spins in one pull of a winding lever.

The Globus is easy enough to assemble and very interesting to observe in motion. Unique mechanism and original design make it a clever gift and the perfect decoration for any home or office. The Globus from Ugears is the model you will want to return to again and again. Take your Globus from the shelf and dream about all those amazing places you plan to visit one day.

Self-assembly, no glue needed

Model size:	8.3 * 7.3 * 7.3 in (21 * 18.5 * 18.5 cm)
Package size:	14.6*6.7*1.3 in (37.8*17*3.2 cm)
Parts count:	184

Assembly Video

YouTube



Assemble Me. Behold the Magic of the Fair



Newest model:

CAROUSEL



Round and round and back to where it's all begun... Take a trip to your childhood memories with Ugears beautiful nostalgic model, **the Carousel**, the classic merry-go-round implemented in top-quality sustainable wood.

Here you will find two types of carousel horses that rock up and down as the model spins. The core of the model is a center pole that rotates in a direction opposite to the main platform making it look as if the carousel spins faster than it really does and creates the fascinating dynamics of the whole construction. The pole rises over the roof making it visually more delicate and at the same time giving it more volume. Add little birds soaring over the roof of the carousel along with decorative flying lanterns and you may just sense the aroma of hot dogs and cotton candy!

The Carousel has a wind-up key under its base that provides tension to the rubber bands attached to the main axle. The pendulum gears down the axle and makes the movement of the modules and details smoother.

It is great fun to observe the model in motion, but if you are one of those people who like to see with their hands, you can rotate **the Carousel** manually. This will allow you to examine every detail in slow motion and give you a full comprehension of how the mechanism works. Put it together, wind it up and we guarantee you will hear that music, feel the buzzing atmosphere of the holiday fair and remember how much joy it was to ride your favourite horse on its happy round and round trip.



**Self-assembly,
no glue needed**


Model size: 8.3 * 8.3 * 10.2 in (21 * 21 * 26 cm)

Package size: 14.6*6.7*1.7 in (37.8 * 17 * 4.2 cm)

Parts count: 305



Assemble Me. Land Me



Newest model



MARS BUGGY

Go far and beyond with the futuristic mini-model of a space conqueror **Mars Buggy** from Ugears. Spare 30 minutes or so to enjoy the assembly of an ingenious mechanical space vehicle. Inspired by ever-exciting sci-fi and no less amazing recent developments in the space industry, Ugears engineers pay tribute to the final frontier romantics with a six-wheel mechanical space-rover, **the Mars Buggy**.


Six wheel arrangement of the model is cleverly inter-connected to provide better manoeuvring: this astronaut's little helper can ride around and over small obstacles to deliver important samples to the base. The roof of **the Mars Buggy** opens to accommodate small cargo. If you want to use it in your office space, **the Buggy** can keep and deliver small stationery items such as paperclips, erasers, sharpeners, etc. On the right side of the rover's cabin you will find a camera that will keep track of the Martian environment. And solar panels on either sides of the roof won't let the energy of your Mars Buggy run dry. All the elements of the model, including camera, solar panels and a ladder in the rear end are made of a high quality plywood. On its front side, the rover proudly carries an image of Mars, the distant planet it is designed to roam.

All 95 details are pre-cut in ply-wood boards with high-precision and need no glue or additional tools to put together. NASA plans to launch humanity's first expedition to Mars in 2050. Enterprising and ambitious Elon Musk wants to start his own Mars space mission in 2025. The time is right to get ready to conquer the red planet with **Ugears' Mars Buggy!**

Self-assembly, no glue needed


Model size:	3.5 * 2.4 * 2.7 in (9 * 6.2 * 6.8 cm)
Package size:	3.9 * 10.8 * 0.4 in (10 * 27.5 * 0.9 cm)
Parts count:	95

Assembly Video





Assemble Me.
Admire Me



Newest model:



AMBER BOX

The **Amber Box** from Ugears, the older sister of the Antique Box, is just as beautiful and fascinating as her little sister, the Antique Box, but even more sophisticated. This beauty has all the cool features you can enjoy in the younger model with an extra touch: cleverly built-in five natural amber inclusions to make your experience even more precious.

This model will help you to sort and store your jewellery and small miscellanea in style. Made of eco-friendly materials of a high quality, the Antique Box has a pleasant fresh aroma of natural wood. All you need to put your new **Amber Box** together will be found inside the model's package, including precious Amber stones that will be secured on the lid on the box with special clever fixtures.

The Amber Box is a mechanical puzzle with a smart mechanism inside. To set it in motion, you need to pull the lid that will activate three main blocks: two of which are mirrored mechanisms on each side that move and turn the upper compartments. The third mechanical block moves the lower drawer in the middle of the Box. This step will grant you access **to six compartments**. Take it a step further and you will find **two extra secret compartments**. To discover those you need to feel the hidden button concealed on the back side of the Box – to accommodate your most valued treasures.

Self-assembly, no glue needed

The **Amber Box** will provide you with extra-security: its lid has a locking latch that keeps the Box's contents inside and protects it from spillage in transportation or in case of an accidental tipping over.



Model size
(open/locked):

11 * 8.7 * 7.9 in (28 * 22 * 20 cm)/
6.9 * 5.5 * 3.9 in (17.5 * 14 * 10 cm)

Package size:

14.6*6.7*1.3 in (37.8*17*3.2 cm)

Parts count:

189



Assemble Me. Fill Me Up



ANTIQUÉ BOX



Delicate, and beautiful, **the Antique Box** from Ugears is designed to keep your treasures safe – and to become a treasure of your collection. The Antique box is a small handsome chest for storing and sorting small miscellanea or jewellery with 8 compartments inside.

The sides of the model are covered with exquisite floral carving with oriental elements. In addition to its beautiful design, it keeps more than one handsome secret, and one of them is a unique mechanism built in the Box. Pull the upper lid to activate three main blocks: two of which are mirrored mechanisms on each side that move and turn the upper compartments. The third mechanical block moves the lower drawer in the middle of the Box. After this little mechanical waltzing, you will gain access to six compartments ready to accommodate your treasures.

But the story doesn't end there – find two extra secret compartments by discovering and pushing the button concealed on the back side. To make sure your treasures are secured we equipped the Antique Box with a locking latch. When the latch is closed you can transport your box, turn it around and upside-down without worrying if it will open and spill its contents. This unique, useful and beautiful **Antique Box** will be a nice decorative element in any home or a beautiful present for someone you care for.

As with all Ugears models, **The Antique Box comes** in plywood boards with pre-cut details that you will assemble with your own hands. The assembly process is simple and fun: everything you need to know to put the model together is in a detailed illustrated step-by-step instruction manual in 11 languages. It also doesn't need any glue or additional tools for assembly. Made of eco-friendly materials, **the Antique Box** has a pleasant fresh aroma of natural wood.



**Self-assembly,
no glue needed**

**Model size
(open/locked):**


11 * 8.7 * 7.9 in (28 * 22 * 20 cm)/
6.9 * 5.5 * 3.9 in (17.5 * 14 * 10 cm)

Package size:

14.6*6.7*1.3 in (37.8*17*3.2 cm)

Parts count:

185





Assemble Me.
Let Me Fly



BUTTERFLY

Fascinated by the unique synergy of nature and mechanics, Ugears continues to explore the amazing world of automations and presents an animated kinetic sculpture, **The Butterfly model**. Each of its details designed to make sure it fits its own place and plays its own part in the workings of this outstanding mechanism. Equipped with a rubber-band motor, the mechanical automaton moves imitating the flutter of a butterfly with no external power source or batteries.

Self-assembly, no glue needed

The delicate wings of **The Butterfly** are made of craft paper. The lower wings change their tilt angle when the model is working to ensure that the movements of the automaton resemble those of a real butterfly. Two front pairs of its legs move while the wings flutter. The back pair of legs are used as launch/stop levers of the rubber-band motor. Your **Butterfly** comes with two sets of wings: a color one and a less bright, beige one, that you can paint as you like.

The Butterfly sits on a flower-shaped platform. The elastic support slightly bounces the model, making its movements more realistic so that The Butterfly dances and flutters in the air approaching the flower. The **Butterfly** is designed in a skeleton-style, which allows you to see the working of gears and blocks inside and understand how the mechanism works.



Model size:	11.4*21.7*15.7 in (29 * 55 * 40 cm)
Package size:	14.6*6.7*1.2 in (37 * 17 * 3 cm)
Parts count:	161



STEAMPUNK CLOCK

The very essence of Steampunk, the 3D puzzle “Steampunk Clock” from Ugears is here to remind you of the true spirit of this unique style combining art, science, and amazing mechanics.

This model is a miniature imitation of a clock with a delicate carved body and a clever mechanism that sets its gears in motion and gets the hands of the clock moving. Beautiful lace-like ornaments of **the Steampunk Clock** include floral designs, the Sun, stars, and the Moon.

Beautiful gearing of the model includes an original 90-degree angle coupling you can observe when the mechanism is working. Along with a smart gears connection, Ugears engineers implemented another interesting feature: the unsynchronized clock hands sitting on the same axle. Each of them moves with its own pace.

The Steampunk Clock is easy to assemble which makes it a perfect model to start with if you are new to the fascinating world of Ugears. Still, in case you have been with us for some time, you will definitely want this outstanding puzzle for your collection.

If you want to spark somebody’s curiosity and introduce them to the fascinating world of mechanics, there is no better way to do it than to invite them to assemble the mesmerising **Steampunk Clock** from Ugears.




Self-assembly, no glue needed

Model size:	2.1 * 3.1*4.9 in (5.3 * 7.8 * 12.5 cm)
Package size:	3.5*10.8*0.4 in (9 * 27.5 * 0.9 cm)
Parts count:	43



Assemble Me. Propel Me



MONOWHEEL

Today we proudly present the all-wooden mechanical **Monowheel**, a curious and peculiar mechanical model rolling in to join your Ugears collection. This single-wheel mechanism is built in skeleton steampunk style which means you can see and enjoy the beauty of moving gears. **The Ugears Monowheel** is equipped with an original transmission inspired by its predecessors starting in the 1860s: a moving outer element with a stationary mechanism inside.

The parts of the mechanism imitate a real steam engine. The lack of an outer shell grants easy access to rubber bands should you need to replace them. Two working modes guarantee even more fun. Mode one with the feet locked will give you uninterrupted rolling straight ahead for about 1.5 – 2 meters (5.7-7.6 ft) until the rubber-band motor's resource is completely released. After that the model gracefully turns around and stops.

The second mode with the feet in the unlocked position your **Monowheel** will roll ahead while the rubber-band motor is working. After that it turns around, its feet hide inside and the model keeps rolling until it runs into an obstacle. In this mode, the model can cover up to 5 meters, which inspired us to play some mechanical bowling using our new model as a bowling ball. We recommend this new sport to all our friends! As to the technical characteristics: the Ugears Monowheel kit comes with 300 parts, including 19 spare parts. and like all Ugears family models it assembles easily following step-by-step, full-color instructions. **Let the fun roll in!**



**Self-assembly,
no glue needed**

Model size:	7.3*3.7*6.3 in (18.5 * 9.5 * 16 cm)
Package size:	14.6*6.7*1.6 in (37.8*17*4.2 cm)
Parts count:	300



Assemble Me.
Master Harbors with Me



TUGBOAT



As you might have noticed, we at Ugears love the sea and marine devices inspire our creativity. The idea **behind the Tugboat** was to create a functional mechanism with a certain spice that would make it both down-to-earth and interesting. **The Tugboat** is driven by a rubber-band motor powered by the tension of the rubber connected with a bearing. The reduction gear transfers energy to the drive wheel and further to the asymmetrical wheel pair. The pendulum slows and evens the motion of the tugboat. The asymmetry of the wheel pair grants the model its unique way of moving, imitating a boat rocking on the waves, while the working pendulum creates a specific noise similar to one produced by the real-life diesel motor many boats are equipped with.

The winding key on the drive wheel is blocked by a ratchet gear. There are two control levers, one of which stops the mechanism and the other launches it – stop and start lever correspondingly. Use two ropes with hooks to hook up and transport small freight – wheeled models or a paper boat. Your Tugboat will run from 1.5 to 3 meters (5-10 ft) depending on the type of surface.

Like all other Ugears models, this mechanical model kit comes with step-by-step, full-color, truly easy to follow instructions in 11 languages (English, German, Ukrainian, French, Polish, Spanish, Russian, Japanese, Italian, Chinese and Korean) and requires neither glue nor special tools to be fully assembled into **functional Tugboat**.




**Self-assembly,
no glue needed**

Model size: 11.2*4.7*7.3 in (28.5 * 12 * 18.5 cm)

Package size: 14.9*6.7*1.3 in (37.8 * 17 * 3.2 cm)

Parts count: 169



Assemble Me.
Dream along with Me



DREAM CABRIOLET VM-05



The **Dream Cabriolet VM-05** mechanical model kit: the highly detailed and extremely realistic Ugears' tribute to the automobile industry highlights of the 50s, the period of magnificent luxury cars and **convertibles** and, of course, rockabilly music, swing dresses, bobby socks.

The 50s had given automobiles a completely new look, producing absolutely unique recognisable designs. Comprised of 739 parts, this Ugears self-propelled assembling model is equipped by a rubber-band motor that powers the mechanism and drives the car. **The Cabriolet** can go forward or back. To ensure you can take a close look at the beautiful eight-cylinder V configuration engine in operation, we introduced the idle mode. In this mode, your Cabriolet will stay still letting you look under the hood to appreciate the beauty of the moving gears.

Should you want to put your vehicle in motion, pull the transmission lever on the steering column. Both front and rear wheels of the model are suspended to make its ride ultimately smooth. To make the design of this unique model even more realistic, Ugears engineers added a few important elements that make the automobile look extremely lifelike. We believe you will enjoy the window cranks and fully functional windshield wipers as well as a lifting jack and a repair toolkit mounted under the rear trunk.

Another mechanical feature is the trunk and hood opening mechanisms that add some extra-vididness to this highly detailed vintage vehicle.



Self-assembly, no glue needed

Model size:	13.8*6.2*3.5 in (35*15.7*9 cm)
Package size:	14.9*6.7*2 in (37.8*17*5 cm)
Parts count:	739

Assembly Video



Assemble Me.
Launch Me



FLIGHT STARTER



The Flight Starter, a new exciting and curious model from Ugears. Loaded with smart mechanics and a lot of fun, this portable hand catapult is a mechanical launcher for light flying airplane models, three of which you will find in the kit.

The model's one of a kind design is a pure work of imagination that produced a look resembling something from outer space – a star ship, a shuttle or a deadly blaster gun from a science fiction adventure film. The all sci-fi design is implemented in the Ugears iconic skeleton steam-punk style that allows you to look inside the working mechanism which you get to assemble with your own hands.

The launcher is equipped with a rubber band motor that provides tension that powers your plane when released. The trigger that sets off the mechanism has a safety lock. The tension and therefore the distance your aircraft is going to cover are controlled by a winding crank. The range of this new cool ballistic model can exceed 30 meters – depending on the “bolts” used and how tight the crank was wound. A special support makes the crank a part of the platform for the aircraft you will launch.

The kit is comprised of 198 parts and **includes a glider and two paper airplanes** you can use with your **Flight Starter** along with those planes you want to design by yourself.



Self-assembly,
no glue needed

Model size:	11.2*13.4*7.5 in (28.5*34*19 cm)
Package size:	14.9*6.7*1.3 in (37.8*17*3.2 cm)
Parts count:	198





WHEEL-ORGANIZER

The Wheel-Organizer model: craft kinetic storage for up to 6 pens and pencils with a beautiful Steampunk planetary mechanism inside. Having twisted the wheel, as the genuine captain, you can choose the direction and... a right assistant – pen or pencil – for a project you are working on. The model kit is comprised of 51 parts. You will work with a natural material that is nice to the touch and gives you a very pleasant feel. It's easy to build and nice to give as a present or compliment to your friends and colleagues. Like all Ugears models, you can assemble the Wheel-Organizer without glue and special tools, enjoying a pleasant faint scent of wood during the process. The precut parts are made from high-quality and sustainable wooden material and fit together like a puzzle. Just put it together with your own hands and get your pens and pencils organized on your desk.

**Self-assembly,
no glue needed**

Model size: 13.8*11.4*4.7 in (11*9*9.3 cm)

Package size: 14.6*6.7*1.6 in (18.5*2.75*0.5 cm)

Parts count: 51



Assemble Me. Walk Me



HORSE-MECHANOID

Ugears Horse-Mechanoid – a unique assembling model that joins nature and mechanics. It's a Ugears' tribute to early automatons, the attempts to create a walking machine made by the Ancient Greeks, inventors of Japan and China, and Leonardo da Vinci himself. In walking mechanisms designed by many engineers before balance was realized by means of additional extremities or other extra-supports. Ugears designers paid special attention to the anatomy because it was important to make our Horse a real walking quadruped. And we found a smarter way to achieve stability in motion. The innovative mechanism of this beauty makes **the Bionic Horse** a real walking quadruped. All the joints and movements closely resemble those of a real horse, but powered by rubber bands, gears, cranks and gravity. To animate the legs the engineers implemented a claw mechanism.

The bionic heart of your horse is a pendulum installed in the chest of the mech. The oscillations of the pendulum slow the transmission of energy from the rubberband motor to the movable elements extending the working time of the mechanism. **The Horse-Mechanoid** won't carry you over the horizon – the distance it can cover in one winding is quite limited. Although, it is enough to observe the work of the unique mechanism and enjoy the beauty of the mechanics of the model.

The mane and tail of the horse that are meant to flow in the wind are made of flexible rubber bands. When moving, **the Horse-Mechanoid** shakes its head swaying its soft rubber mane.

**Self-assembly,
no glue needed**

Model size: 13.8*11.4*4.7 in (35*29*12,5 cm)

Package size: 14.6*6.7*1.6 in (37.8*17*4.2 cm)

Parts count: 410



Assemble Me. Sail Me



TRIMARAN MERIHOBUS

Carried by the wayward wind of travel, the graceful and stylish **Trimaran Merihobus** from Ugears invites you to leave your peaceful harbour and sail away on an exciting marine mechanical adventure. The new mechanical bench model kit is designed to show off a great deal of details such as winches, rigging, and hulls, which makes her a very realistic miniature copy of real-life prototypes. The kit has everything you might need for assembly (including winches, rigging and hulls) and requires neither glue nor special tools to be fully assembled into functional working classic multihull sailboat.

The body of the sailboat is made in the “skeleton” style to ensure good visibility of the mechanism and the design of the sailboat, including such details as bulkheads, frames and beams. The rear rudder blade is steered by the ropes connected through the pontoons to the master wheel on the stern. The hydrofins on the side of the pontoons make the model stable and steady while creating a visual effect of the elevation of the model. The side pontoons are attached to the main body with a load frame designed to match the style of the hulls. Also, they carry a boat davit mechanism with a winch.

The mainsail and fore staysail on the mast can be set or taken in, just like on real trimarans. The mainsail of **the Trimaran Merihobus** is set on the mast groove with the main top halliard. The staysail “rolls up” on a stay. At the front under the bowsprit you will find the staysail’s winch drum. Sail booms are operated by a lever that pulls the sheet of the boom.

The model comes with several templates for a flag of a ship. Create your own design and using the winch, hoist the ensign up the mast. The anchor cable winch based inside **the Trimaran’s** body has an automatic-tensioning mechanism that picks up an anchor. The Ugears’ designers used a strong but thin white thread for the rigging of **the Merihobus**. This ensures the structure of the boat remains neat and light even with a lot of details while making the mast and other elements remain in their positions. And of course one mustn’t miss a lovely little finishing touch - a tiny seahorse carved in the bow of the boat. The curious sea creature known also as the merihobus gave your boat her name.

**Self-assembly,
no glue needed**

Model size:	16.1*9.1*22 in (41*23.5*56 cm)
Package size:	14.6*6.7*1.2 in (37.5*17*3.5 cm)
Parts count:	237




Assemble Me. Travel Me



V-EXPRESS STEAM TRAIN with TENDER

The Victorian Age filled with the spirit of the Industrial Revolution is a source of internal inspiration for designers and engineers. Ugears turns to this fascinating era once again to **create the V-Express Steam Train with Tender**. The minutely detailed design of the model reveals the beauty of moving details: gears and a flywheel, and the workings of the cylinder-piston arrangement, the ladder and the fire hole with the door you can open.

Assembling the **Ugears' V-Express Steam Train with Tender** you will feel like an inventor engineer discovering for the first time the magic of the complex mechanism taking shape in your hands. Wind it up – and **full steam ahead**. One full winding will give your Express energy enough to cover a distance of up to 4 m (13 ft). You can change the direction of movement by switching a small lever on the side of the models' body. The locomotive has three settings: forward, back and idle.



When the mechanism of the model is working in idle, you can safely observe the work of the moving elements. If you want to test another exciting option of your new model – switch it into the “Back” setting. The Express will roll back and automatically hook up with its tender.

The Tender of the V-Express Steam Train is worth mentioning as a separate point. The coal car with lifting sides has a hatch that you can lock with a tiny latch. Of course, driven by a rubber-band motor, the locomotive needs no coal, which leaves plenty of room in the tender for some small cargo you might want to deliver: sweets, knickknacks and messages.

Self-assembly,
no glue needed

Model size:

22*4.7*4.7in (56*12*12 cm)

Tracks size:


96.5*4.7*4.7 in (245*12*12 cm)

Package size:

14.6*6.7*2 in (37.8*17*5 cm)

Parts count:

538





ROYAL CARRIAGE

Inspired by the Royal Wedding of Meghan Markle and Prince Harry on the 19th May, 2018 and the 1902 State Landau, the intricate and elegant Carriage is drawn by four graceful horses, the Ugears team has released its incredibly detailed build-your-own model of the Royal Carriage.

Richly detailed, The Royal Carriage kit comes with two sets of figures, Prince Harry in his finest military dress and his beautiful bride Meghan, as well as HRH The Queen and HRH The Duke of Edinburgh. You can choose which royals will go on a stroll – two figures at a time. The seats of the passenger compartment imitate soft leather, the coachmen wear their finest dress coats, and the Royal coat of arms is laser etched on the door panels. The doors lock in the open or closed position. The rubber band suspension belts make the design of the coach even more realistic.

The model is driven by a small and compact rubber band motor that is easy to assemble. The clever design of **the Carriage** allows you to observe the workings of the mechanism through the carved body of the model. The winding key is shaped to look like the Royal coat of arms but with a Ugears logo laser etched on it. Despite the small-sized motor, a fully wound up (20 half-turns of the winding key) model can cover up to 4 m (13 ft). This is possible due to a freewheel mechanism that ensures that the model continues to move for some time because of momentum after the motor has finished its work.

The front wheels of **the Carriage** have a small turning angle and the back wheels can be blocked to prevent the wind up model from fleeing away prematurely. When you are ready to send your Royal Carriage for a stroll, switch the small lever in the rear that will release the back axle.



**Self-assembly,
no glue needed**

Model size:	20.5*4.7*5.1 in (52*12*13.5 cm)
Package size:	14.6*6.7*1.6 in (37.8*17*4.2 cm)
Parts count:	290





Assemble Me. Whirl Me



TOWER WINDMILL

The **Tower Windmill** from Ugears is more than a mechanical model. It is an exciting adventure into the history of old England designed in “Victorian steampunk skeleton” style. The model is based on the Chesterton Windmill, a 17th-century cylindrical stone tower windmill that was built outside the village of Chesterton, Warwickshire county. When spinning rapidly the aerodynamic twist sails create fairly strong wind. It also can work the other way around: blowing air directed at the sails will make them spin. Use a fan to demonstrate to your kids how real windmills operate. A double planetary gear reducer with differently shaped gears provides the necessary speed. The model is powered by a removable rubber band motor. Once the motor is removed, the Windmill can work in a manual mode that allows you to observe and examine the fascinating complex mechanism in detail. The rubber band motor drives the sails by means of a screw conveyor (worm feeder) and gear transmission. The design of the gear transmission includes a flexure link, the type of chain drive assembled out of many small links. The full-fledged chain drive made out of plywood has never been used in the Ugears models before. Resembling a spiral staircase, the rotating base of the arched tower is a part of the screw conveyor mechanism that is a chief part of the model’s mechanism. While taking origin from the English prototype, the Ugears also addresses the Spanish classic: **the Tower Windmill kit** comes with the figures of the Ingenious Nobleman Don Quixote and his quirky companion Sancho Panza.


**Self-assembly,
no glue needed**



Model size:	13.8*18.9*8.7 in (35*48.5*22 cm)
Package size:	14.6*6.7*2 in (37.8*17*5 cm)
Parts count:	585



Assemble Me. Fly Me



AVIATOR

Do you fly in your dreams? Grab the wheel, become airborne and Come fly with the “Aviator”, the first ever aircraft model from Ugears. The flight control tower bars regulate the speed, and the roll and pitch of the airplane or helicopter.

The model has three modules: the airplane, the helicopter and the flight control tower. As a beginner pilot you might want to start with the **helicopter** which is not as difficult to control as the airplane. Easier to manipulate but no less exciting, your chopper has a cockpit with doors that open and shut, and three-blade main and tail rotors. **The airplane** has a higher velocity and requires a certain skill to operate. This module is based on the wire-braced biplane and has a 5 piston motor.

Your cockpit is **the control tower**, a sophisticated device with a high-performance motor that powers the rotation of the swash plate with the bar – with an aircraft on one side and balance weight on the other.

The control tower is operated with two control bars:


- the control column regulates the roll and pitch of the flying machine;
- and the Motor controller to adjust RPM (revolutions per minute) sets the speed of the aircraft.

Fine tuning ensures the proper operation of the swash plate. When all three units are assembled and you are ready to dive into the sky, it is time to wind up the motor. Make sure you don't overextend the rubber bands in the motor – maximum winding must not exceed 25 half-turns. Hold on to the control column while releasing the Motor controller's lock to launch your model. Wind it up - and you are ready to soar into the sky!


Self-assembly,
no glue needed



Console size:	16.5*13.4*12.2 in (42*34*31 cm)
Plane size:	5.5*4.7*3.1 in (14.5*12*8 cm)
Helicopter size:	8.7*7.1*3.5 in (22*18.5*9 cm)
Package size:	14.6*6.7*2 in (37.8*17*5 cm)
Parts count:	726



Assemble Me. Ride Me



BIKE VM-02

Feeling like you've been quite a couch-potato lately? Has life been a bit too comfortable and twice as boring? Drop it now – because the spirit of the road is calling upon you. Get your leather jacket on and absorb the exhilaration of total velocity with the bold and beautiful **Bike** from Ugears.

The Bike is driven by a powerful rubber band motor that makes the motorcycle ride for as much as 3 meters in one winding. **The energy produced by the motor is transmitted by a belt drive to the mechanism.** The design of the Bike allows you to observe the work of the mechanism, including the moving pistons that look absolutely fascinating.

The wide back wheel ensures that the model is steady and won't tip over and turning handlebars send your bike in whatever direction you choose making your ride even more exciting.

When you reached your final destination and it is time to park your motorcycle, use a center stand to set the model on the shelf. Graceful and bold, your new model carries the true spirit of the road. The combination of a high-tech exterior and eco-friendly materials make the model a welcome gift to a friend or a business partner. Detailed realistic design ensures that the model will become a wonderful complement to any home or office.


Like all other UGEARS models, **the Bike** comes with step-by-step, full-color, truly easy to follow instructions and require neither glue nor special tools to be fully assembled into functional working Bike. A motorcycle has never been merely a means of transportation; it's always been and will forever represent a challenge, speed, and true freedom. Create the spirit of the road with your own hands. Hold on to your handlebars and breathe in the smell of highway with **the new Bike Model from Ugears.**




Self-assembly, no glue needed

Model size:	10.1*3.3*4.1 in (25.8*8.4*10.5 cm)
Package size:	14.6*6.7*1.2 in (37*17*3 cm)
Parts count:	189

Assembly Video



**Assemble Me.
Drive Me**



ROADSTER VM-01

Once again, Ugears returns to everybody's favourite classics and introduces an exquisitely elegant and vigorously fast **Roadster** sports car.

Your adventure begins when you open the box with your new mechanical model kit from Ugears. This is when you will experience the pleasant smell of natural wood that will stay with you all the way through the process of assembly, testing and play. Building the model is fascinating and exciting: with your own hands you will put flat plywood parts together to create a 3-dimensional moving mechanical marvel. However, assembly is just a part of the fun: when the Roadster is finished you will definitely want to see what it is capable of and take it for a test-drive. Even when you get to the curb and are ready to put your model away, we would recommend to park it in a well-visible place in your house or office. Classic shapes and iconic Ugears' design makes your Roadster a wonderful complement to any interior.

The unique charisma of the model comes from both its outstanding technical characteristics and detailed realistic retro-design. **The clever combination of the plywood elements of different thickness – 4 and 2 mm – ensures that the motorcar's body looks streamlined and clear.** Open the hood to see **the powerful V8 engine** and watch the moving valves.

The Roadster sports car has **a transmission that switches it in three modes: forward, back, and idle.** The driving direction can be adjusted with the steering wheel. The suspension of the front wheels makes the Roadster look even more realistic. With a powerful rubber band motor, the car covers up to four meters in one winding. The winding key is designed to look like a spare wheel at the rear of the Roadster.



**Self-assembly,
no glue needed**

Model size:


11.8 * 5.1 * 3.9 in (30,5 * 13 * 10 cm)

Package size:

14.6 * 6.7 * 1.6 in (37 * 17 * 4,2 cm)

Parts count:

437



Assemble Me.
Adventure Me



HEAVY BOY TRUCK VM-03

Imagine – early morning: the mist crawling along the highway fills the air with a sleepy chill. It is not the coffee that wakes you up, but a turn of the key that sends the fuel along the veins of your 18-wheel beast making it purr like a giant mighty cat. Have you ever experienced anything like that? Now is your chance to join the noble tribe of long-haul truckers with a **“Heavy Boy Truck VM-03” model from Ugears.**

Robust and powerful, **the Ugears Heavy Boy Truck VM-03 has a R6 engine driven by a rubber band motor.** With one winding, the truck can go for about 5 meters. The transmission system implemented in the model has **three modes: forward, back and idle.** The front sprung wheels turn to set the direction. The detailed design includes all iconic elements of a long-haul truck – two big pipes and two pairs of mirrors as well as a realistic hook up system that connects your tractor unit to the trailer. For more convenient access to the cabin, a small ladder is mounted under the cabin door. In the rear of the truck you will find a shovel and a gas can. Moreover, for the tired driver, the Heavy Boy can offer a cosy sleep station with a TV-set!



The romance of the road and the might of a large and fast automobile will leave nobody indifferent. Whether you are a loner or a company man, the time on the road will clear your head and you will learn to cherish the time with your close ones even more. Fill the tank to the brim and venture forth **with Ugears’ Heavy Boy Truck VM-03** to explore new routes.




**Self-assembly,
no glue needed**

Model size: 15 * 5.1 * 6.7 in (38* 13.5 * 17.8 cm)

Package size: 14.6 * 6.7 * 2 in (37.8 * 17 * 5 cm)

Parts count: 541





**Assemble Me.
Hook Up & Load Me**



HEAVY BOY TRUCK TRAILER VM-03

The Heavy Boy Truck from Ugears is an interesting and exciting model on its own. But don't you have a feeling that a tractor unit might use something to actually pull? To complete your long haul freight traffic experience we would like to draw your attention to **the Heavy Boy Truck Trailer VM-03**.

Should you decide to have a shot at freight forwarding, you will need a trailer. And this is exactly what this model is. **This capacious Heavy Boy Truck Trailer can carry your favourite things, it will deliver a box of chocolates, a load or fruits or even a ship in a bottle.**



The attractive design guarantees that it will fit nicely with any interior. Use **an automated conveyor** to load your trailer with potted plants and you will have an absolutely unique wheeled garden.

Hook up your Heavy Boy Truck Trailer to the tractor unit **with the automatic coupler** – and you will have a perfect pair ready to hit the road. Some things are just better together!





**Self-assembly,
no glue needed**


Model size: 14.2 * 4.7 * 6.3 in (36.5 * 12 * 16 cm)

Package size: 14.6 * 6.7 * 1.2 in (37.5 * 17 * 3 cm)

Parts count: 138



Assemble Me. Convey Me



STAGECOACH

UGEARS introduces the legendary carrier from the late 18th – 19th century, a model that would be a delight to your eyes and at the same time would be able to face the challenges of the Wild West – should you decide to re-create this romantic period at home with your family. As a result, the **Stagecoach** has a solid frame and wheels sturdy enough to play with, and a delicate cabin that gives the model an iconic Ugears look.

The doors of the cabin open to let the passengers in and out. If you'd like to deliver a message to your family, two cargo crates on the roof of the cabin will conveniently accommodate your letter. In case your kid is waiting for a package of sweets from the outskirts of civilization at the other end of the table, you can also use your Stagecoach's cabin or crates to deliver those. Also, the crates can be removed and replaced with whatever small package you need delivered.

Simple and comprehensive mechanics guarantees fast but interesting assembly that people of any age will enjoy. Invite your whole family to spend time together re-creating the Wild West spirit and deepening the bonds between you with this exciting game. Your Stagecoach is fast and needs just a few turns of the winding key to get going. Lock the rear wheel axle to make sure the model is not running away from you while you are winding it.

When all the parcels are delivered, letters sent, and the game is over, you will not want to put your Stagecoach away. Beautiful detail on the side of the cabin, delicate carving combined with curious mechanical elements ensure that the model can become an original handsome addition to any interior.

Made out of high quality plywood without glue, your eco-friendly puzzle will bring hours of joy to the whole family and will make you closer than ever.



**Self-assembly,
no glue needed**

Model size: 15.7*4.9*6.3 in (40 * 12.5 * 16 cm)

Package size: 14.6*6.7*1.1 in (37 * 17 * 2.7 cm)

Parts count: 248



Assemble Me.
Battle Me



Archballista-Tower

UGEARS goes romantically medieval and invites you to become a siegcraft expert with its new exciting model – **Archballista and Tower**. Inspired by the best examples of ancient artillery, legendary battles of the past re-enacted in films, books, and games, this model provides a new spin on the classic war machine to test you great conqueror's skill.

UGEARS' new model consists of two parts: the siege machine itself and the mechanical tower. Both units are moveable and have plenty of articulated details. **The Archballista** has two modules: the firing unit and the base. The base has adjustable legs stabilising the machine during firing. The firing unit – or the actual ballista – shoots wood bolts. The firing mechanism can shoot up to four bolts in a round.

Traverse and elevation mechanism enables the ballista to be set at the required angle in horizontal and vertical planes to ensure the best aim. The lever of the winding mechanism can be found on the right side of the model's body. The same lever works as a trigger that launches your bolt at the target when the aiming is set.


The firing module can be detached from the base and mounted on the top of **the Tower** – the second part of the Archballista-Tower model. Decorated with delicate ornaments a classic ivy-cloaked castle tower with a heraldic gryphon/dragon on a coat of arms hides a few interesting constructional features. The gear on the side of the tower is a part of the mechanism that raises the second level revealing the spiral staircase and interior structure. The tower is completely extended when you can see the whole shield with a dragon that is set parallel to the tower's wall.

Practice your aiming accuracy, take over the castle, dive into the romantic times of true chivalry and maybe save a damsel in distress with **UGEARS Archballista and Tower model**.

Self-assembly, no glue needed

Tower size:	6*3.7*3.8 in (15.3 * 9.5 * 9.6 cm)
Archballista size	3.5*3.2*5.6 in (9 * 8.1 * 14.2 cm)
Package size:	14.6*6.7*1.1 in (37 * 17 * 2.7 cm)
Parts count:	292





FLEXI-CUBUS

Flexi-Cubus is a mechanical puzzle-octasphere in the form of a steampunk skeleton cube made out of eight joint-connected spheres. This flexible connection allows the spheres to move and roll over one another creating different geometrical shapes.

Each sphere is a mini-mechanism comprising six segments connected with a hinged joint.

The geometrical anti stress toy takes the shapes of a rectangle and a 3D cube transforming by bending the joints from one to the other and back as many times as you want.

The Flexi-Cubus is designed as a means to improve your attention and focus on a task you are working on. It will help you to relieve anxiety and stress, and direct your thoughts and feelings in a positive way.

The infinite transformations of the fidget puzzle Flexi-Cubus will help you to come up with more and more brilliant ideas!

**Self-assembly,
no glue needed**

Model size:	4.5*2.4*1.1 in (11.5 * 6 * 2.8 cm)
Package size:	10.9*7.3*0.2 in (27.8 * 18.5 * 0.5 cm)
Parts count:	144





Assemble Me.
Use Me Peacefully

Technical specifications:

Caliber: 1.5*60 mm

Barrel length: 230 mm

Total height: 130 mm

Weight: 390 gram

Capacity: 5 rubber bands

Firing range: 10 m

WOLF-01 HANDGUN



UGEARS presents a new unique item for your collection of wooden models – **loaded with fun, aimed at positive emotions, the Wolf-01 mechanical handgun.**

This new arrival to UGEARS latest range is not a plain wooden toy where functionality is limited to imaginary shooting by means of yelling “Bang-bang!”. The Wolf-01 is a proper mechanical handgun that can make up to 5 shots per round. It has outstanding performance and technical specifications, including the most important – a huge load of safe and peaceful fun!

The Wolf-01 shoots rubber bands of 60 x 1,5 mm calibre and has an effective firing range up to 10 meters. Smart and elegant design ensures that your gun fits your hand perfectly and is very convenient to hold and aim. Quite simple and comprehensive assembly will not take much time. In one evening you can equip your whole family with these new toys and have a grand family fun-battle or shooting match.

Stylish dashing and chic, the Wolf-01 is your weapon of choice in case you play some spy games. A secret compartment in the handle will conceal a microfilm or extra rubber-band-bullets. For night-time missions the gun is equipped with a special quick-release fixture for a light-torch. The gun has a safety lock that will prevent unwanted release and misfires.



Self-assembly, no glue needed

Model size: 9.1*5.1*1 in (23 *13*2.5 cm)

Package size: 14.6*6.7*1.2 in (37 * 17 * 3 cm)

Parts count: 62

Assembly Video



Assemble Me. Cross the Finish Line First



U-9 GRAND PRIX CAR



The thrill of speed, roar of engines, wheel to wheel battles and shiny frames flashing before the eyes of wildly excited audience of the early car races – it's all there, in UGEARS' fascinating **U-9 Grand Prix Car** based on iconic designs of the golden age of the automobile industry at the beginning of the XX century.

Model U-9 recreates the magnificent and imposing appearance of Grand Prix winner models from drive shaft to spare wheel. Under the hood of this new model you will find a V8 engine equipped with a powerful fan and 16 fully functioning valves. To wind it up just use the hand crank in its front. Your new vehicle has a link rod and a transmission switching the modes between idle, reverse, and race ahead, baby! The U-9 has a spring-suspended fork and rubberized wheels ensuring smooth but rapid acceleration and a long driving range.

The design of this beauty is based on the racing-sports cars that participated in the very first Grand Prix race that had taken place in Italy back in the early 20th century. Adopting the sleek flowing lines of the old Formula One prototypes, UGEARS engineers and designers gave this new model an exquisite and truly elegant "old-school" appearance highlighted with a drive belt on the outside of the car and other peculiar design elements. The Oblong shape coupled with the bold style of the radiator grille is meant to bring you the feeling of the dawning age of car racing.



A model kit has everything you might need for assembly. The quality of the details is very high – the parts of the models are outlined with a CNC laser cutter on a plywood board. The details have to be pulled out of the boards and assembled to create a complete model. The car is using **Ugears signature "know how"** that allows implementing assembly without glue or any additional tools.



Self-assembly, no glue needed

Model size:	13.8*3.7*5.1 in (35 * 9,5 * 13 cm)
Package size:	14.6*6.7*1.1 in (37 * 17 * 2,7 cm)
Parts count:	348

Assembly Video





Assemble Me.
Play Me



HURDY-GURDY

Inspired by the art of medieval craftsmen and enriched by smart engineering of the XXI century Ugears is introducing — **Hurdy-Gurdy** – the world's first mechanical musical model and the genuine gem of the collection. It is the most extraordinary mechanical model kit which is all-in-one: model for self-assembly, toy and fully fledged musical instrument. **Just build it together with your own hands and feel like Stradivari or a popular Hurdy-Gurdy star!** The Ugears Hurdy-Gurdy model was successfully launched on Kickstarter in July, 2017 (<http://kck.st/2rWPdJX>).

Based on the 15th Century organistrum, Ugears has created an intricately detailed, fully functional version of this medieval instrument. **The finished model looks remarkably akin to the original 16th century hurdy gurdy, giving it a wonderfully medieval aesthetic.** This wooden attractive and educational model has a highly detailed exquisite décor of the body crafted in romantic style and turns the assembly and playing process into an exciting game and brings you hours of pleasure and fun.

It's easy to play dancing melodies, from folk to modern. To start the music flowing, the player just need to crank the handle with one hand to kick off a drone sound from the bourdon and melody strings. Pushing the wooden buttons with the fingers of the other hand changes the pitch of the melody string, as "spring-loaded" wooden blocks essentially shorten the string. Ugears will include some tablature with the kit to get newbies off to a flying start.

The Ugears Hurdy-Gurdy comes with everything needed for assembly. All the pieces are precut into the plywood boards and are easily removed for assembly following the detailed instructions provided. The only non-wood parts, by necessity, are the two strings that rub against the crank powered wheel and the rosin used to wax it.



Self-assembly, no glue needed

Model size:	15.7*6.5*8,7 in (40*16.5*22 cm)
Package size:	14.9*6.7*2 in (37.8*17*5 cm)
Parts count:	292

Assembly Video





Assemble Me. Treasure Me

TREASURE BOX



The true jewel of Ugears new collection of wooden models is an exquisite Mechanical Treasure Box for jewellery and notes. The delicate through-carved work of its lid and sides invites you to gain a glimpse into the mystery that the moving gears conceal.


Although only the one who can solve the secrets of the puzzle-box will get to enjoy the treasure of beautiful mechanics in its action. One would imagine that in order to open the box, we'd need a key – and the key is right there, beautifully embedded in the carved lid. All you need to do to take it out is to slightly turn the key clockwise. Although, getting the key is only a part of the puzzle. To set the gears in motion, before taking the key out, you want to unblock the mechanism that lifts the lid by turning the key counter-clockwise.


When all the secrets are revealed and the box is opened, inside you will find a small compartment for jewellery, notes and other small items. You may be sure, your treasures and secrets are safe with the new Ugears Treasure Box.



Self-assembly, no glue needed

Model size:	5.6*5.6*3.6 in (14.2*14.2*9.1 cm)
Package size:	14.6*6.7*1.3 in (37*17*3.3 cm)
Parts count:	190





TRAM LINE. Mechanical Town Series

Every town has its transportation system and the Mechanical Town has its Tram Line. A model which you can build with your own hands, play and create your own stories with people living in the town. The new model is interactive and is made entirely of wooden materials. It's great for your hobby & collection. Each part has a unique design and fascinating engineering. The UGEARS' Tram Line model doesn't need glue or special tools or even toothpicks to connect parts, which makes putting it together even more exciting. The fully assembled model retains moving parts and elements and remains entertaining and educational for family projects.

Tram Line model consists of 14 parts, which come in a convenient scale for building and playing with.

- **Self-propelled Tram Car** is equipped with an overhead pantograph to switch "drive" mode and a knob to open and close the doors. Wind-up the tram car and watch it move on the rails, entering the Depot. After making a 180 degree turn on the turntable, it moves on its own to the end of the line. There is no electricity inside: just gears, wheels, cranks, a rubber band engine and tons of fun!
- **Tram Stop on the platform** complete with a clock, a bench, little stairs and a Ticket Kiosk. The stairs are removable and can be placed on any part of the platform.
- **Tram Depot with a gate and Turntable** where the tram drives in to prepare for the next trip according to the route timetable. The depot is also equipped with a Turntable for turning the tram 180 degrees for the next trip. There is a special "tongue" on the rails of the turntable which stops the tram in the locked position, and disengages after the turn of the turntable allowing the tram to move on to the return route.
- **Footbridge** – the pedestrian crossing - is made in the shape of arches and set across the tracks. It can also be set at a crossroads, and cars can pass under the arches.
- plus **10 parts and characters** to interact with: straight and radius tracks with junctions, street lamps, a Gentleman, a Young Inventor, a beautiful Stranger, an Ice-cream Seller, a sheriff on the horse, a Factory Worker and News-Boy




**Self-assembly,
no glue needed**

Model size: 35.4*7.1*4.7 in (90*18*12 cm)

Package size: 14.8*5.5*1.2 in (37.5*14*3 cm)

Parts count: 284





RAIL MANIPULATOR, Mechanical Town Series

Developing its new fascinating series, Mechanical Town, Ugears presents another addition to the collection: the Rail Manipulator. Set up in the dock of Mechanical Town not far from the Robot Factory, the Manipulator is a purely utilitarian model, which by no means makes it less entertaining than the other models in the range. Like the rest of the Ugears models, the Manipulator is designed to make sure the fun goes on after the assembly is completed. With a number of extras that come in the box, the model guarantees hours of an exciting new pastime. Speaking of extras, with the Manipulator itself, you also receive two sections of rails, the shed under construction, two shipping crates with doors, crane, freight carriage, and five characters.

Design

The Manipulator is a mechanical claw with three levers that sits on a platform on the rails. The rails can be connected in parallel or in one line. The settings are completed with a pseudo-metal shed under construction made of giant trusses which arrived straight out of the Industrial age with one of the characters, a roofer with a hammer, sitting on a beam of the shed. The Worker holding signal flags assists the Manipulator operator to control the process, while the Worker with a shovel and the Worker with a wrench are minding their own business in the docks. The model also includes one of the docks' most important pieces of equipment, the Crane. It can be disassembled and put back together almost by a wave of the hand. And an important addition to the setting is the Freight carriage with drop sides. All the parts of the set are made of a high-quality plywood and needs no extra materials or tools to assemble.

How does it work?

The claw itself sits on a platform that can rotate manually or by a valve. The operator's cab, equipped with a protection lid and adjustable headlight, is found in the front part of the model. The counter-clockwise rotation of the cabin switches the Manipulator's modes: 1) initial position (driving mode) – the claw's rotation platform locked, the model moves along the track; 2) 90 degree turn (free mode) – the rotation platform is unlocked; 3) 180 degree turn (loading mode) – the wheels of the models are locked along with the gear in the front axle that connects to the ledge on the rails. The rear of the model carries the lever that controls lifting, lowering, and holding of four foot supports providing extra-steadiness while operating the claw. With its articulated claw, the Ugears Manipulator can load and move the freight crates in the Carriage with an extraordinary – up to 1 cm – preciseness. Based on the original prototypes, the Manipulator will teach you about the operational and constructional peculiarities of the real-life machines, such as cranes, excavators, robotic arms, etc; their mechanics and functionality.



**Self-assembly,
no glue needed**

Model size: 15.8*19.7*8.3 in (40*50*21 cm)

Package size: 14.6*5.5*1.2 in (37*14*3 cm)

Parts count: 356





DATE NAVIGATOR

The **Date Navigator** is your daily companion to keep track of your adventure and discovery in 2017-2044 with a beautiful Steampunk planetary mechanism inside.

Just set the year and the month and find out what day of the week it is going to be. Never get lost in time again!


The **Date Navigator** helps to identify the day of the week for any date from 2017 to 2044 will become a great companion in planning your future endeavors.

**Self-assembly,
no glue needed**

Model size:	4.13*3.9*0.7 in (10.5*9.8*1.8 cm)
Package size:	7.3*10.8*2 in (18.5*27.5*5 cm)
Parts count:	24



Assemble Me. Run Me



460 STEAM LOCOMOTIVE WITH TENDER

The UGEARS 460 Locomotive with Tender employs all technical solutions we've come up with in our previous models, and more. It looks realistic and unique at the same time. The spinning gears, pistons and wheels carry the soul of XIX-century engineering, when locomotives represented the mainstream of technical progress. This was the time of fierce competition between developed countries in construction of the steamers.

This model was a big hit during our 2015 Kickstarter campaign. It is the largest one, rich with details, and it is the fanciest model of the entire UGEARS range, as it consists of the highest number of parts. When completed, the Locomotive stands out as a truly original piece of mechanics that required diligent assembly work. (Although it may sound complex, it is not that hard to build).

Using the massive gearwheel array, this relatively big model can run up to a distance of 5 meters. The distance and speed depend on the winding of our largest 12-band rubber band engine. The engine is started with a lever near the driver's window.

We've tried our best to make the locomotive's main mechanism move as close to the real thing as possible with asynchronously operating piston and valve. They're clearly visible inside the model, allowing a spectator to see how steam would get into the Locomotive's steam chamber. The little doors and roof hatch let one take a look inside the Locomotive's cabin, complete with an instrument panel and a retractable ladder beneath the door.


Self-assembly, no glue needed


Steam locomotive size: 12*3.9*4.9 in (31.5*10*12.5 cm)

Tender size: 6.3*3.5*4.5in (16*9*11.5 cm)

Package size: 14.6*6.7*1.6 in (37*17*4 cm)


Parts count: 443





RAILWAY

Every train needs a proper station and our Railway Platform is just the ticket. In addition to being a beautiful reproduction of a European railway station complete with a clock, lamps and a bench, this model features a secret removable drawer with a lock and key for extra security.



**Self-assembly,
no glue needed**

Model size: 29.4*7.2*9.6 in (74.8*18.2*24.5 cm)

Package size: 14.6*6.7*1.4 in (37*17*3.5 cm)

Parts count: 196

RAILS with CROSSING



Where there's a railroad there's a crossing, and this kit includes both. You'll get 4 meters of track and a crossing complete with stop signs and gates that raise and lower at the touch of a lever.



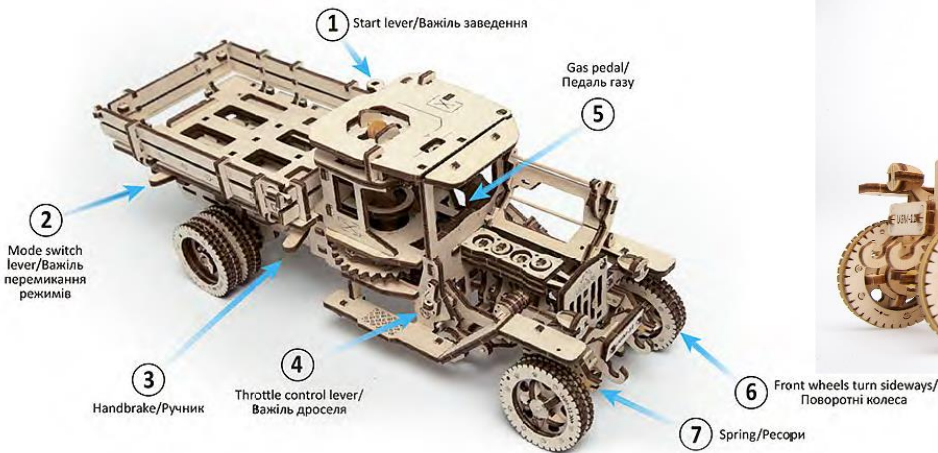
**Self-assembly,
no glue needed**

Model size: 160*4.7*8.8 in (407*12*22.5 cm)

Package size: 14.6*6.7*1.2 in (37*17*3 cm)

Parts count: 200





420 parts/деталей

Assemble Me. Propel Me



UGM-11 TRUCK

UGM-11 Truck represents a new generation of our mechanical models. This is a model that could take more than one hour to complete, but the rewards are absolutely worth the effort for the fans of mechanics.

The model is equipped with a four-cylinder engine, which is driven by a crankshaft, which, in turn, is powered by a fully functional drive shaft, turned by a rubber band engine via a system of gears. The Truck is what we call 100% rubberpunk, which means a perfect blend of the clockwork and steam punk worlds.

The gear-change lever on the side of the truck allows for three modes – forward, backward, and idle. The rubber band engine winds up with a lever mechanism conveniently placed on top of the Truck's cabin. 'Start' the engine in idle mode and see four pistons moving realistically under the folding hood. Open the cabin door and observe the fully functioning steering wheel connected via a steering column to the front wheels suspension. There's even a working gas pedal!

We deliberately designed this model to have a raw, open look to it, so the spectators could appreciate the sophistication of the feature-packed mechanism.




**Self-assembly,
no glue needed**

Model size: 13.3 *4.7*4.9 in (34*12*12 cm)

Package size: 14.6*6.7*1.5 in (37*17*4 cm)

Parts count: 420





SET of ADDITIONS for UGM-11 TRUCK



UGEARS Truck Series with THREE Additions - Tanker, Fire Ladder, Trailer Chassis – a new generation of our mechanical models with more technical elements and details that make it even more exciting. The Set of Additions for UGM-11 Truck – a perfect way to turn your Truck into Tanker or Fire Truck with a ladder and assemble the Truck’s trailer. The set of Additions for Truck includes:

- **Tanker** with a unique opening mechanism. Designed and fit well for standard 0.33 L cans. Twist the knob on the tanker’s cap and unfold it in surprising way. The Tanker have a raw, open look so even the casual observer could appreciate the marvels going on inside.
- **Extendable 3-section Fire Ladder** on slewing platform. Has the length of 70cm in unfolded state. The Fire Ladder has several controls. Press the lever and lift up the ladder. Turn the platform to the right or to the left. Fix the selected position with a special ratchet. All three sections of the ladder are extending ahead. Ascend the ladder and you’ll get a real crane with hook at its end. There is even a little ladder to help a firemen to climb on the truck in few seconds. Like in a real Fire Truck it is mounted on back.
- **Trailer ‘s Chassis** wheels on which the Truck’s “bed” is set. The Trailer Chassis has very realistic springs which are swinging during driving. There is a special rack under the drawbar, so that the model could stand independently.

Self-assembly, no glue needed



Tanker:	6.69*4.53*5.32 in (17*11.5*13.5 cm)
Fire Ladder:	14.17*4.72*6.89 in (36*12*17.5 cm)
Chassis:	8.86*4.33*4.13 in (22.5*11*10.5 cm)
Package size:	14.6*6.7*1.7 in (37.5*17*3.6 cm)
Parts count:	322



**Assemble Me.
Let Me Blossom**



MECHANICAL FLOWER

Mechanical Flower-etui is a tempting gift idea for your beloved one. Elegant petals, pleasant smell of wood, with Ballerina & Tree of Luck for your favorite jewelry inside. All you need to start or drive your love-story!

If you turn the ring at the base of the flower, the petals open. Continue to twist the ring to close the flower. You can store and present sweets, small items and jewelry inside the Flower-etui. The kit includes two stands of different shape: in the form of Ballerina and in the form of Tree of Luck for bracelets.



Self-assembly, no glue needed

Model size:	5.12*5.12*6.3 in (13*13*16 cm)
Package size:	14.6*6.7*1.2 in (37.4*17*3 cm)
Parts count:	101



Assemble Me. Open Me Up



COMBINATION




LOCK Inspired by "The Da Vinci Code". We dived into the world of conpirology, secrets and cryptography while designing our new intriguing Cryptex model. The Combination Lock consists of two parts. It opens if you set the right 3-digit combination. You can hide the keys, small items and your own secrets inside.

The Lock has a convenient "eyelet" to hang the lock on a bag. Try to create your own Da Vinci Code's Cryptex with 1000 combinations of 3 digit code. Assemble UGEARS Lock and get the idea of modern combination lock principle.



Self-assembly, no glue needed

Model size:	3.82*2.6*3.86 in (9.7*6.6*9.8 cm)
Package size:	14.6*6.7*1.2 in (37.5*17*3 cm)
Parts count:	34



**Assemble Me.
Carry Cargo with Me**



MECHANICAL TANKER

A cool wooden model for self-assembly from the UGEARS Trucks Collection. Based on UGM-11 Truck, the **Mechanical Tanker** model has real TANKER with the unique opening mechanism which fits well for standard 0.33 L cans. Twist the knob on the tanker's cap and unfold it in surprising way. This model is deliberately designed to have a raw, open look so even the casual observer could appreciate the marvels going on inside.


The **Mechanical Tanker** is equipped with a four-cylinder rubber band engine and moves on its own forward in the "drive" mode and back on "reverse" transmission mode. Start the engine in 'idle mode' and look at four pistons which move realistically under the folding hood.


Original gift idea, smart and engaging hobby, that brings together fathers and sons and takes grown-ups back to the childhood memories and the world of creation.

Like all other UGEARS models, the **Mechanical Tanker** comes with step-by-step, full-color, truly easy to follow instructions and several spare parts inside. The cutting is well done; each of the parts comes out of the plywood sheets easily. No glue and special tools are needed for putting the model together. You can assemble it at home on the table. Fits together like a puzzle without glue or special tools thanks to UGEARS' patented plywood joints.

Self-assembly, no glue needed

Model size:	13*7.1*4.9 in (33*18*12.5 cm)
Package size:	14.6*6.7*2.2 in (37.2*17*5.7 cm)
Parts count:	594





Accept the Challenge
and Assemble Me



FIRE LADDER TRUCK

The **Fire Truck** is a self-propelled wooden model from the new UGEARS **Trucks** collection. Intelligent design mixed with smart engineering inside. The Fire Truck functions like a real Rescue & Fire Truck with turning foot, moving apart & ascending ladder, which transforms into real crane with hook.

The **UGEARS Fire Truck** is equipped with the retractable 3-Section Fire Ladder on a rotating platform. Length when fully extended – 70cm. The Fire Ladder has several controls. Press the lever and lift up the ladder. Turn the platform to the right or to the left. Fix the selected position with a special ratchet. All three sections of the ladder are extending ahead. Ascend the ladder and you'll get a real crane with hook at its end.

There is even a little ladder to help Firemen to climb on the truck in few seconds. Like in a real Fire Truck it is mounted on back. Based on UGM-11 Truck, the **Fire Truck** is equipped with a four-cylinder rubber band engine and moves on its own forward in the "drive" mode and back on "reverse" transmission mode. Start the engine in 'idle mode' and look at four pistons which move realistically under the folding hood.






Made from sustainable wooden materials the kit has all you need for assembly: a set of high-quality plywood boards with precisely cutout parts, detailed step by step instructions and several spare parts inside.

**Self-assembly,
no glue needed**


Model size: 13.6*7.9*4.9 in (34.5*20*12.5 cm)

Package size: 14.6*6.7*2.2 in (37.2*17*5.7 cm)

Parts count: 537



Assemble Me. Bank on Me



SAFE

This is a real safe with a functional 3-digit combination lock. Build your own safe with a unique lock combination and store your precious things (or candy) in it! An outstanding gift on its own, once assembled, it may serve as a secret gift package, requiring a person to practice some safecracking skills. It is possible to get the right combination by twisting the knob and listening carefully to the clicking sounds (provided the safecracker knows the basic algorithm of opening the lock described in the instruction manual). The UGEARS Safe is a great customizable toy, guaranteed to bring fun!

Self-assembly, no glue needed



Model size: 7.7*7.3*6.9 in (20*18*18 cm)


Space inside the safe: 6.1*5.5*4.1 in (15*14*10 cm)

Package size: 37*17*4 cm

Parts count: 179



**Assemble Me.
Watch Me Move**



TRACTOR




The Tractor from UGEARS is a rattling greeting from the past century. No electronics, just plywood, rubber band motor, and tons of fun! The motor has a transmission switch that provides three options: “park,” “drive,” and “sport.” The “drive” mode will get it going slowly, covering about 5 cm per second. Switch the model to “sport” to see your Tractor speeding up ahead!



Self-assembly, no glue needed

Model size:	7.9*3.4*5.4 in (20*9*14 cm)
Package size:	14.6*6.7*1.2 in (37*17*3 cm)
Parts count:	97





TRACTOR'S TRAILER

Every self-respecting tractor should have its own farm trailer. A special lever opens a side of the Trailer's bed for loading or unloading. It also has everything a farmer needs at hand: a fork, a shovel, and even a broom and a small bucket, hanging underneath the base. Each Trailer is complete with a hook interface, which connects it to the Tractor.




Self-assembly, no glue needed

Model size:	8.2*4*3.8 in (21*10*10 cm)
Package size:	14.6*5.5*1.2 in (37*14*3 cm)
Parts count:	68



**Assemble Me.
Harvest with Me**



COMBINE HARVESTER

The UGEARS Combine Harvester is a model that is a top-to-bottom demonstration of the wonders of mechanics. When the Combine is moving forward, the reel starts spinning as it does in a real-life prototype. The model has a built-in secret box which opens with a lever located to the left of the driver's cabin. The Combine's rubber band engine is wound up by simply dragging the model backwards or spinning the large back wheel. On the other side of the cabin, there is a "handbrake" lever that locks the Combine in place. Release the lever for an improvised drag race!




Self-assembly, no glue needed

Model size: 10.8*6.5*5.2 in (27*16*13 cm)

Package size: 14.6*6.7*1.2 in (37*17*3 cm)

Parts count: 154



**Assemble Me.
Watch Me Tick Away**



TIMER (20 minutes)

One of the most beautiful UGEARS models, the Timer is an exquisite mechanical device, which can be set for any time ranging from 1 to 20 minutes. Wind up the alarm mechanism, and the alarm will go off when time runs out. The Timer has a unique roller pendulum and an amplitude adjustment system on the back wall. Just like other UGEARS models, the Timer is powered by plain office rubber bands. We have improved this model several times to achieve perfect results. Now everyone can build this amazing clockwork mechanism, equally fit for both work desks and living rooms.



Self-assembly, no glue needed

Model size: 6.8*3.15*10 in (17*8*26 cm)

Package size: 14.6*6.7*1.2 in (37*17*3 cm)

Parts count: 107



Assemble Me. Stage Your Story



MECHANICAL



THEATER This is an example of a very intricate mechanism with an artistic touch – and it never ceases to amaze our customers. Spin the wheel and see the characters pop up on stage: the Prince, the King, the Castle, the Dragon, the Witch, the Jester, the Princess and the Treasure Chest. Kids love to make up their own stories and plays featuring Mechanical Theater characters. This model makes for a unique, one-of-a-kind present to someone you love.




Self-assembly, no glue needed

Model size:	8.4*7.4*3 in (21*19*8 cm)
Package size:	14.6*6.7*1.2 in (37*17*3 cm)
Parts count:	70



**Assemble Me.
Start Me**



PNEUMATIC ENGINE

A sneak peek into a once-great era of steam engines. A Pneumatic Engine from UGEARS is a small but fully functional model of a steam engine. One just needs to blow into a special socket or use an ordinary air balloon, and Pneumatic Engine will start its operation. The most amazing thing about it is that it is made entirely of plywood! The engine has a built-in air pressure tachometer and two built-in compartments for spare parts.



Self-assembly, no glue needed

Model size:	6.4*3*3.9 in (16.2*7.8*10 cm)
Package size:	14.6*5.5*1.2 in (37*14*3 cm)
Parts count:	81



**Assemble Me.
Open Me**



MECHANICAL BOX/ETUI

This pretty box is capable of bringing a little mechanical magic into your home or office, as well as being useful – the Box may serve as storage for business cards or plastic toy cars, among other things. Push the lever on the side, the lid will open and reveal the contents. The set includes two removable panels – one with a small opening for cards and one without it. This is a great little toy, which doubles as a unique business cards storage.

Self-assembly, no glue needed

Model size:	7.7*3.5*7.4 in (20*9*19 cm)
Business cards storage space:	3.54*1.97*0.79 in (9.5*5.7*2 cm)
Package size:	14.6*6.7*1.2 in (37*17*3 cm)
Parts count:	61



Assemble Me. Measure Your Strength With Me



DYNAMOMETER

This is a model that uses the same principle as our Pneumatic Engine, but has a certain game element added to it. Blow on the top gear and the whole system will come alive. Depending on the air pressure you apply, the arrow will point to a certain picture, which symbolizes the task you could do. The Dynamometer is one of the simplest UGEARS models to build. At the same time, it demonstrates some basic principles of mechanics – in particular, the cascade of gears and the mechanical junction, known as the Geneva drive.




Self-assembly, no glue needed

Model size:	5.8*2.8*6.7 in (15*7*17 cm)
Package size:	14.6*5.5*1.2 in (37*14*3 cm)
Parts count:	48



**Assemble Me.
Journey With Me**



TRAM ON RAILS

A tram (also known as “tramcar,” “streetcar” or “cable car”) is one of the oldest types of urban transportation. The UGEARS Tram is inspired by the first streetcars and funiculars, and is probably the most romantic model in our portfolio – in addition to a ton of built-in retro flair, it can carry a love message to the other side of the table in a secret built-in box!

The model is propelled by a rubber band engine (tram mode) or can be pulled by gravity (funicular mode) when one end of the rails is tilted up with a special lever. Levers on both ends of the road can be used to elevate the model above ground, creating a bridge. The Tram’s pantograph functions as a lever, which pushes out the wind-up wheel of the rubber band engine. There’s also a start lever, a direction shifter, a brake lever, and even an emergency exit



Self-assembly, no glue needed

Model size:	30.2*2.9*6.3 in (77*7*16 cm)
Package size:	14.6*6.7*1.2 in (37*17*3 cm)
Parts count:	154





U-FIDGETS-TRIBIKS

U-Fidgets-Tribiks: the unique sets of 4 individual miniature models for self-assembly for grown-ups and kids from 5 years to 80 and beyond. It's made entirely from high-grade wooden materials. All component parts are already cut off and can be easily removed from the board. The model assembles easily like a puzzle without glue, toothpicks and special tools by following an illustrated color manual.

Use them to organize your thoughts and ideas, drive new insights, relieve stress and to regain control over your emotions. Each model has an eyelet for hanging. Let them become your everyday life companions as key-charms or original trinkets. Also it's a great welcome gift to your beloved or a compliment to your friends and colleagues.

Self-assembly, no glue needed

Series: Creation. Movie camera, Guitar, Book, Parthenon. Set of 4 models

Model size:	2.7*4.3*5 cm / 1.5*6.7*2.9 cm / 2*4,6*4,3 cm / 1.9*3.8*6.8 cm
Package size:	3.9*2.8*0.6 in (10*7*1.6 cm)
Parts count:	8-15 depending on a model



[YouTube](#)

Series: Gearsmas. Snowflake, Moon, Snowman, Bell. Set of 4 models

Model size:	1.5*4*4.8 cm / 1.5*4.8*4.9 cm / 1.5*4.7*3.7 cm / 1.5*4.6*3.7 cm
Package size:	3.9*2.8*0.6 in (10*7*1.6 cm)
Parts count:	8-10 depending on a model



[YouTube](#)

Series: Happy New Gear. Christmas Ball Bauble, Clock, Stocking, Christmas Tree. Set of 4 models.

Model size:	1.5*5*4.3 cm / 1.5*5*4.6 cm / 1.5*4.4*3.5 cm / 1.5*4.3*3.9 cm
Package size:	3.9*2.8*0.6 in (10*7*1.6 cm)
Parts count:	8-13 depending on a model



[YouTube](#)



U-FIDGETS-TRIBIKS

U-Fidgets-Tribiks: the unique 4 sets of the individual miniature models (4 tribiks in each set) for grown-ups and kids which are made entirely from wooden materials and assemble easily without glue or toothpicks. Use them to organize your thoughts and ideas, drive new insights, relieve stress, regain control over your emotions. Let them and become your everyday life companions as key-charms or original trinkets.

Self-assembly, no glue needed

Series: Power, Freedom, Intelligence, Passion

Model size:	3.3*2.2*5.6 cm / 5.6*2.2*5.4 cm / 4.9*2.2*5.0 cm / 5.2*2.2*5.7 cm
Package size:	3.9*3.0*0.6 in (10*7.5*1.6 cm)
Parts count:	8-10 depending on a model



Series: Ships. Sailing yacht, Sailboat, Boat, Submarine

Model size:	1.8x4.5x7.2 cm / 2.2x5.1x6.6 cm / 2.0x4.6x6.0 cm / 1.8x4.9x7.8 cm
Package size:	3.9*3.0*0.6 in (10*7.5*1.6 cm)
Parts count:	12-17 depending on a model

Series: Vehicles. Sports Car, Tractor, Truck, TramCar

Model size:	2.7*2.3*8.0 cm / 2.0*4.0*6.5 cm / 2.2*3.4*6.7 cm / 2.2*4.5*6.7 cm
Package size:	3.9*3.0*0.6 in (10*7.5*1.6 cm)
Parts count:	14-18 depending on a model



Series: Aircrafts. Helicopter, Hydroplane, Airship, Airplane



Model size:	3.2*4.4*5.2 cm / 5.3*3.5*5.9 cm / 1.8*3.3*7.3 cm / 6.2*3.7*6.4 cm
Package size:	3.9*3.0*0.6 in (10*7.5*1.6 cm)
Parts count:	13-19 depending on a model

Ugears Globus Showcase Cube



An eye-catching way to demonstrate how the Globe rotates and the Shuttle or the Sputnik flies around it after assembly. The Ugears Globus Showcase Cube can be the alternative to a shop assistant in a store. Equipped with an **electrical** motion sensor (radius 0.5 m) which reacts on any movement.

Model size:	9.8*7.9*9.8 in (25*20*25 cm)
-------------	------------------------------

Package size:	15*15.7*7.9 in (38*40*20 cm)
---------------	------------------------------

Parts count and weight (gross)	6 parts + assembled Globus 1.85 kilogram
--------------------------------	---



Ugears Carousel Showcase Cubes



E/ Equipped with an **electrical** motion sensor (radius 0.5 m) which reacts on any movement.

The Ugears Carousel invites to the buzzing atmosphere of the holiday fair. The Cube demonstrates how the model works. It can be the alternative to a shop assistant in a store. You can choose from 2 options: **E** and **M**

Model size:	9.8*7.9*13.4 in (25*20*34 cm)
-------------	----------------------------------

Package size:	15*15.7*7.9 in (38*40*20 cm)
---------------	---------------------------------

Parts count and weight (gross)	6 parts + assembled Carousel 2.27 kilogram
--------------------------------	--



M/ The mechanical showcase . **Electricity free.** Just rotate the knob and watch it move on its own.

Ugears Tractor Showcase Cubes



E/ Equipped with an **electrical** motion sensor (radius 0.5 m) which reacts on any movement.

Ideal way to demonstrate how the model works after its assembly. The Ugears Tractor Showcase Cube can be the alternative to a shop assistant in a store. You can choose from 2 options: **E** and **M**

Model size:	9.8*9.8*9.8 in (25*25*25 cm)
Package size:	15*15.7*7.9 in (38*40*20 cm)
Parts count and weight (gross)	6 parts + assembled Tractor 2.5 kilogram



M/ The mechanical showcase . **Electricity free.** Just rotate the knob and watch it move on its own.

Ugears Flower Showcase Cubes



E/ Equipped with an **electrical** motion sensor (radius 0.5 m) which reacts on any movement.

The Ugears Flower is beautiful in motion. The Cube is a perfect way to demonstrate how the model works after its assembly. It can be the alternative to a shop assistant in a store. You can choose from 2 options: **E** and **M**

Model size:	9.8*9.8*9.8 in (25*25*25 cm)
Package size:	15*15.7*7.9 in (38*40*20 cm)
Parts count and weight (gross)	6 parts + assembled Flower 2.5 kilogram



M/ The mechanical showcase . **Electricity free.** Just rotate the knob and watch it move on its own.


Ugears Theater Showcase Cubes



E/ Equipped with an **electrical** motion sensor (radius 0.5 m) which reacts on any movement.

Turn the customer into the playwright and a spectator of your own unique performance with the Ugears Theater Showcase Cube. It can be the alternative to a shop assistant in a store. You can choose from 2 options: **E** and **M**

Model size:	10.7*5.1*9.8 in (27.3*13*25 cm)
Package size:	15*15.7*7.9 in (38*40*20 cm)
Parts count and weight (gross)	6 parts + assembled Theater 2.5 kilogram



M/ The mechanical showcase . **Electricity free.** Just rotate the knob and watch it move on its own.

Ugears Mechanical Aquarium Cubes



E/ Equipped with an **electrical** motion sensor (radius 0.5 m) which reacts on any movement.

A perfect way to demonstrate how fish and algae dance in the Ugears Mechanical Aquarium. The Cube can be the alternative to a shop assistant in a store. You can choose from 2 options: **E** and **M**



M/ The mechanical showcase. **Electricity free.** Just rotate the knob and watch it move on its own.

Model size:	10*9.8*10 in (25.3*25*25.3 cm)
Package size:	15*15.7*7.9 in (38*40*20 cm)
Parts count and weight (gross)	6 parts + assembled Mechanical Aquarium 1.8 kilogram

Ugears Automaton Cyclist Cubes



E/ Equipped with an **electrical** motion sensor (radius 0.5 m) which reacts on any movement.

The Ugears Automaton Cyclist is even more impressive in a demonstration cube. The Cube demonstrates how the model works and how a cyclist rides to meet great victories. It can be the alternative to a shop assistant in a store. You can choose from 2 options: **E** and **M**



M/ The mechanical showcase. **Electricity free.** Just rotate the knob and watch it move on its own.

Model size:	8.8*8.7*12 in (22.4*22*31 cm)
Package size:	15*15.7*7.9 in (38*40*20 cm)
Parts count and weight (gross)	6 parts + assembled Carousel 1.6 kilogram

Ugears Models Branded Retail Display



A rubber hammer
is recommended
for assembly

It's designed for facing the Ugears models and/or for planning the Ugears brand zones in stores. Can be supplemented with a Ugears show-off cube on its topper.

**Self-assembly,
no glue needed**

Model size:	17.3*12.9*55.5 in (44*32.7*141 cm)
Package size:	18.1*30.5*3.3 in (46*77.5*8.5 cm)
Parts count and weight (gross/net)	19 parts 11.45 kilogram/10.6 kilogram

U-Fidgets Retail Display



This display is a great tool to show off the U-Fidgets in-store, preferably at the cash-desk zone. It's eye-catching for the customers and will help you to increase your sales.

Display is designed for placing 5 kinds of U-Fidgets, 3 pcs each:

- 4820184120631 Model U-Fidget Ships
- 4820184120624 Model U-Fidget Aircrafts
- 4820184120617 Model U-Fidget Vehicles
- 4820184120587 Model U-Fidget Tribiks
- 4820184120693 Model U-Fidget Creation

Total quantity of U-Fidgets: 15 pcs.

Model size:	16.5*3.9*4.3 in (42*10*11 cm)
Package size:	17.6*4.1*5.2 in (44.6*10.4*13.1 cm)
Parts count and weight (gross/net)	9 parts 1.4 kilogram/1.2 kilogram

Self-assembly, no glue needed

All our models are result of the UGEARS engineering team's collective imaginations. Most of them are inspired by real-life mechanisms. Currently, UGEARS has 57 mechanical models in our portfolio. 5 new models are in development and we have more than 200 ideas for the future.

We have patented several ways to assemble the parts in our models, which allow to build a mechanical self-moving construction without the use of glue.

Our products have certificates of compliance with health and safety regulations.

Information on the packaging is translated into 7 different languages: English, Ukrainian, German, French, Polish, Spanish, Russian.

All UGEARS model kits include a detailed step-by-step full-color assembly instructions manual. The assembly instructions come in 11 languages: Ukrainian, English, German, French, Polish, Spanish, Russian, Japanese, Italian, Chinese and Korean.

Produced in Horenka Village, in a suburb of Kyiv, Ukraine. A production cycle running from raw materials to finished products has been established, including a two-level quality control. Today UGEARS team consists of more than 200 enthusiastic people. They invest their creativity and love in their craft which you receive in each of the models.

