

2019 — 2021  
\$0.01



---

**EXCEL BLADES CORP.  
KNIVES, BLADES, & HANDTOOLS  
CATALOG 2020 — 2021**



**ESSENTIAL FOR CREATIVITY™**

EXCEL BLADES CORP.

481 GETTY AVE.

PATERSON, NEW JERSEY, USA

IMAGES, PRODUCTS, DESCRIPTIONS, AND COLORS ARE SUBJECT  
TO CHANGE WITHOUT PRIOR NOTICE

# EXCEL BLADES CORP. CATALOG 2020 — 2021

EXCEL BLADES CORP.  
MADE IN USA  
SINCE 1989  
CATALOG 2020—2021

IMAGES, PRODUCTS, DESCRIPTIONS, AND COLORS ARE SUBJECT  
TO CHANGE WITHOUT PRIOR NOTICE

TO PLACE AN ORDER, EMAIL [ORDERS@EXCELBLADES.COM](mailto:ORDERS@EXCELBLADES.COM)  
FOR GENERAL INQUIRIES, EMAIL [INFO@EXCELBLADES.COM](mailto:INFO@EXCELBLADES.COM)

EXCEL BLADES CORP.  
481 GETTY AVE.  
PATERSON, NEW JERSEY, USA

[EXCELBLADES.COM](http://EXCELBLADES.COM)  
[@EXCELBLADES](https://www.instagram.com/EXCELBLADES)

## A LETTER FROM MIKE:

DEAR FRIENDS AND CUSTOMERS,

SINCE IT WAS INCORPORATED IN 1989, EXCEL BLADES' MISSION HAS BEEN SIMPLE AND DIRECT - TO PRODUCE AND DELIVER HIGH QUALITY TOOLS, AS WELL AS, UNPARALLELED CUSTOMER SERVICE TO CONSUMERS ACROSS THE GLOBE.

TOGETHER, WITH BOTH MY FAMILY AND STAFF, WE HAVE WORKED TIRELESSLY TO ENSURE THAT EXCEL BLADES CONTINUES ON THAT SAME PLEDGE; EVEN AS WE HAVE SIGNIFICANTLY GROWN AND EXPANDED INTO FURTHER INDUSTRIES AND MARKETS.

WE THANK EACH ONE OF YOU FOR YOUR CONTINUED PATRONAGE OVER THE LAST 30 YEARS. WE LOOK FORWARD TO A BRIGHT FUTURE WITH YOU ALL.

MANY THANKS,



MIKE HAMMAM  
PRESIDENT



TO PLACE AN ORDER CALL. 973 278 4000  
OR EMAIL [ORDERS@EXCELBLADES.COM](mailto:ORDERS@EXCELBLADES.COM)

# TABLE OF CONTENTS

**EXCEL BLADES CORP.**  
**MADE IN USA**  
**SINCE 1989**  
**CATALOG 2020—2021**


IMAGES, PRODUCTS, DESCRIPTIONS, AND COLORS ARE SUBJECT TO CHANGE WITHOUT PRIOR NOTICE

TO PLACE AN ORDER, EMAIL [ORDERS@EXCELBLADES.COM](mailto:ORDERS@EXCELBLADES.COM)  
 FOR GENERAL INQUIRIES, EMAIL [INFO@EXCELBLADES.COM](mailto:INFO@EXCELBLADES.COM)

EXCEL BLADES CORP.  
 481 GETTY AVE.  
 PATERSON, NEW JERSEY, USA

[EXCELBLADES.COM](http://EXCELBLADES.COM)  
 @EXCELBLADES


- 04 — KNIVES
- 07 — UTILITY KNIVES
- 09 — BLADES
- 12 — CARVING BLADES
- 13 — ROUTERS
- 14 — UTILITY BLADES
- 15 — ROTARY KNIVES AND BLADES
- 15 — SCALPELS
- 16 — STYLUSES
- 16 — POUNCE WHEELS
- 17 — AWLS AND AIR RELEASE TOOLS
- 18 — HOBBY KNIFE SETS
- 21 — RULERS
- 22 — MEASURING TOOLS
- 23 — ABRASIVES
- 23 — HEMOSTATS
- 24 — STAINLESS STEEL SCISSORS
- 25 — PLIERS
- 26 — TWEEZERS
- 28 — SCREWDRIVERS
- 28 — HAMMERS
- 29 — SAW FRAMES
- 29 — JEWELER SAW BLADES
- 30 — PULL SAWS AND MITRE BOX
- 31 — SELF HEALING CUTTING MATS
- 32 — HAND FILES
- 33 — VISES
- 34 — DRILLS AND GLUE
- 35 — CLAMPS , WORK HOLDERS, AND WOOD CARVING SETS
- 36 — SPECIALTY TOOLS
- 37 — HELPING HANDS
- 39 — MERCHANDISING DISPLAYS



**⚠️ WARNING**  
 Cancer, birth defects, and reproductive harm. For more information go to [www.P65Warnings.ca.gov](http://www.P65Warnings.ca.gov)



**⚠️ WARNING**  
 Cancer. For more information go to [www.P65Warnings.ca.gov](http://www.P65Warnings.ca.gov)



**⚠️ WARNING**  
 Cancer. For more information go to [www.P65Warnings.ca.gov](http://www.P65Warnings.ca.gov)

**PRODUCT GUARANTEE**

WE MANUFACTURE AND PACKAGE THE VERY BEST PRODUCTS AVAILABLE. IF FOR ANY REASON YOU ARE NOT HAPPY WITH AN EXCEL PRODUCT, FULL CREDIT WILL BE REFUNDED. PRIOR FACTORY AUTHORIZATION IS REQUIRED. SATISFACTION GUARANTEED.

**CAUTION**

ALL KNIVES, BLADES AND TOOLS ARE VERY SHARP. GOGGLES SHOULD BE WORN WHEN USING ANY TOOLS. NOT FOR USE BY CHILDREN UNDER 14 YEARS OF AGE. CHILDREN SHOULD ASK PARENTS OR PROFESSIONALS FOR SUPERVISION WHILE USING EXCEL PRODUCTS.



# PRECISION KNIVES

**ALL KNIVES COME WITH SAFETY CAP**

 = MADE IN AMERICA




## K1 ALUMINUM KNIFE



ALUMINUM BODY KNIFE COMES WITH 4 JAW MACHINED CHUCK TO SECURE BLADE. INCLUDES REPLACEABLE #11 BLADE AND A SNUG FITTING SAFETY CAP FOR YOUR PROTECTION.  
FOR USE WITH BLADES: 5 / 6 / 10 / 11 / 12 / 13 / 15 / 16 / 17 / 17A / 21

DESCRIPTION	ITEM	PACK	SHELF PACK
WITH SAFETY CAP & 5 #11 BLADES	15001	CARDED	12
WITH SAFETY CAP	16001	CARDED	12
12 PCS. BULK WITH SAFETY CAP (BOX)	18001	BULK	1
WITH SAFETY CAP & 5 ASSORTED BLADES	19001	CARDED	12
HANDLE ONLY WITH ASSORTED BLADES	19064	CARDED SET	6
WITH SAFETY CAP & 5 ASSORTED BLADES	19101	TUBED	12
WITH SAFETY CAP & 15 #11 BLADES	15015	CARDED	12



## K2 MEDIUM DUTY ALUMINUM KNIFE



MACHINED ALUMINUM HANDLE WITH A 4 JAW MACHINED CHUCK TO FIRMLY SECURE THE BLADE, COMES WITH A PLASTIC SAFETY CAP AND A #24 BLADE.  
FOR USE WITH BLADES: 2 / 18 / 19 / 19A / 22 / 23 / 24 / 26 / 27 / 28  
FOR USE WITH ROUTERS: 710 / 720 / 730 / 740

DESCRIPTION	ITEM	PACK	SHELF PACK
WITH SAFETY CAP	16002	CARDED	12
WITH SAFETY CAP (BOX)	18002	BULK	12
WITH SAFETY CAP AND 5 ASSORTED BLADES	19002	CARDED	12
HANDLE ONLY WITH 5 ASSORTED BLADES	19102	TUBED	12



## K3 PEN KNIFE



PLASTIC BODY KNIFE. INCLUDES REPLACEABLE #10 CURVED BLADE, TWIST LOCK SAFETY CAP, 4 JAW ALUMINUM CHUCK, AND TAPERED PLASTIC HANDLE.  
FOR USE WITH BLADES: 5 / 6 / 10 / 11 / 12 / 13 / 15 / 16 / 17 / 17A / 21

DESCRIPTION	ITEM	PACK	SHELF PACK
WITH SAFETY CAP	16003	CARDED	12
WITH SAFETY CAP	17003	TUBED	12




## K4 SWIVEL KNIFE



ALUMINUM BODY KNIFE WITH REPLACEABLE 360° ROTATING BLADE.  
FOR USE WITH BLADES: 64

DESCRIPTION	ITEM	PACK	SHELF PACK
WITH SAFETY CAP	16004	CARDED	12
WITH SAFETY CAP	17004	TUBED	12



## K5 HEAVY DUTY KNIFE - PLASTIC



MACHINED ALUMINUM SHAFT AND A .780IN HEXAGONAL PLASTIC GRIP. INCLUDES A 4 JAW MACHINED CHUCK TO HOLD ALL .345IN SHANK BLADES. COMES WITH #19 BLADE.  
FOR USE WITH BLADES: 2 / 18 / 19 / 19A / 22 / 23 / 24 / 26 / 27 / 28  
FOR USE WITH ROUTERS: 710 / 720 / 730 / 740

DESCRIPTION	ITEM	PACK	SHELF PACK
WITH SAFETY CAP	16005	CARDED	6
WITH SAFETY CAP	17005	TUBED	12



## K6 HEAVY DUTY KNIFE - METAL



MACHINED ALUMINUM SHAFT AND A 0.780IN HEXAGONAL ALUMINUM GRIP. INCLUDES A 4 JAW MACHINED CHUCK TO HOLD ALL .345IN SHANK BLADES. COMES WITH #19 BLADE.  
FOR USE WITH BLADES: 2 / 18 / 19 / 19A / 22 / 23 / 24 / 26 / 27 / 28  
FOR USE WITH ROUTERS: 710 / 720 / 730 / 740


DESCRIPTION	ITEM	PACK	SHELF PACK
WITH SAFETY CAP	16006	CARDED	6
WITH SAFETY CAP	17006	TUBED	12





# PRECISION KNIVES

 = MADE IN AMERICA



**K7 CARVING KNIFE**



MACHINED BRASS SHAFT WITH A 0.875IN INJECTION MOLDED, ROLL RESISTANT HANDLE. INCLUDES A TWO JAW MACHINED CHUCK AND A .375IN SLOT FOR CARVING BLADES. COMES WITH #101 CARVING BLADE AND SCABBARD.

FOR USE WITH BLADES: 101 / 102 / 103 / 104 / 105 / 106 / 107  
FOR USE WITH GOUGES: 310 / 320 / 330 / 340 / 350 / 360

DESCRIPTION	ITEM	PACK	SHELF PACK
WITH SCABBARD	16007	CARDED	6
WITH SCABBARD	17007	TUBED	12



**K8 LIGHT DUTY UTILITY KNIFE**



ADJUSTABLE DEPTH KNIFE WITH A DOUBLE ENDED BLADE ALLOWS FOR EXTENDED USE. BLADE ADJUSTMENT IS ACHIEVED WITH SIDE MOUNT THUMB SCREW. SCREW MUST BE TIGHTENED BEFORE USE.

FOR USE WITH BLADE: 80

DESCRIPTION	ITEM	PACK	SHELF PACK
WITH SAFETY CAP	16008	CARDED	12



**K16 STENCIL KNIFE**



ALUMINUM BODY KNIFE WITH NON-REPLACEABLE FIXED #16 STENCIL BLADE.

DESCRIPTION	ITEM	PACK	SHELF PACK
WITH SAFETY CAP	16016	CARDED	12



**K17 NON-ROLL ART KNIFE**

PLASTIC BODY KNIFE WITH ANTI-ROLL RIDGED BACK. THE KNIFE HAS A MID-BODY BLADE RELEASE AND INCLUDES 3 #11 BLADES, 1 MOUNTED AND 2 STORED IN THE REAR COMPARTMENT.

FOR USE WITH BLADES: 5 / 6 / 10 / 11 / 12 / 13 / 15 / 16 / 17 / 17A / 21

DESCRIPTION	ITEM	PACK	SHELF PACK
WITH SAFETY CAP	16017	CARDED	12



**K18 GRIP-ON KNIFE**



FEATURES INCLUDE COMFORTABLE SOFT GRIP HANDLE, 4 JAW MACHINED ALUMINUM CHUCK FOR SECURE BLADE POSITIONING, SUPER SHARP # 11 BLADE, AND A CONVENIENT REAR BLADE RELEASE.

FOR USE WITH BLADES: 5 / 6 / 10 / 11 / 12 / 13 / 15 / 16 / 17 / 17A / 21

DESCRIPTION	ASST. COLORS	ITEM	PACK	SHELF PACK
WITH SAFETY CAP		16018	CARDED	12
WITH SAFETY CAP	●	16019	CARDED	12
WITH SAFETY CAP	●	16020	CARDED	12
WITH SAFETY CAP	●	16022	CARDED	12
WITH SAFETY CAP	●	16023	CARDED	12
WITH SAFETY CAP	●	16024	CARDED	12
WITH SAFETY CAP	●	16025	CARDED	12
WITH SAFETY CAP AND 5 #11 BLADES	ASST. COLORS	19018	CARDED	12
WITH SAFETY CAP AND 5 #11 BLADES	●	19019	CARDED	12
WITH SAFETY CAP AND 5 #11 BLADES	●	19020	CARDED	12
WITH SAFETY CAP AND 5 #11 BLADES	●	19022	CARDED	12
WITH SAFETY CAP AND 5 #11 BLADES	●	19023	CARDED	12
WITH SAFETY CAP AND 5 #11 BLADES	●	19024	CARDED	12
WITH SAFETY CAP AND 5 #11 BLADES	●	19025	CARDED	12



**K26 FITGRIP KNIFE**



INCLUDES COMFORTABLE SOFT GRIP HANDLE WITH REPLACEABLE #11 DOUBLE HONED BLADE, SAFETY CAP, AND 4 JAW MACHINED CHUCK.

FOR USE WITH BLADES: 5 / 6 / 10 / 11 / 12 / 13 / 15 / 16 / 17 / 17A / 21

DESCRIPTION		ITEM	PACK	SHELF PACK
WITH SAFETY CAP	●	16026	CARDED	12
WITH SAFETY CAP	●	16027	CARDED	12



# PRECISION KNIVES

 = MADE IN AMERICA



## K30 RITE-CUT KNIFE



HEXAGONAL PLASTIC BODY KNIFE WITH #11 BLADE AND SAFETY CAP.  
FOR USE WITH BLADES: 5 / 6 / 10 / 11 / 12 / 13 / 15 / 16 / 17 / 17A / 21

DESCRIPTION	ASST. COLORS	ITEM	PACK	SHELF PACK
WITH SAFETY CAP		16030	CARDED	12
WITH SAFETY CAP	●	16031	CARDED	12
WITH SAFETY CAP	●	16032	CARDED	12
WITH SAFETY CAP	●	16033	CARDED	12
WITH SAFETY CAP	●	16034	CARDED	12
WITH SAFETY CAP	●	16035	CARDED	12
WITH SAFETY CAP	●	16036	CARDED	12
WITH SAFETY CAP	ASST. COLORS	18030	BULK	12



## K31 DUAL STRIP CUTTER



WITH TWIN ADJUSTABLE PARALLEL BLADES, THIS KNIFE ALLOWS FOR CUTTING STRIPS (0.12 - 0.63 IN).  
FOR USE WITH BLADE: 59

DESCRIPTION	ITEM	PACK	SHELF PACK
WITH SCABBARDS	70031	CARDED	6
WITH ADDITIONAL 2 BLADES	30608	BOX	12



## K47 EXECUTIVE RETRACTABLE KNIFE



STYLISH AND BOLD DESIGN ALLOWS FOR CLEAN CUTTING WITH A RETRACTABLE AND REPLACEABLE BLADE.  
FOR USE WITH BLADE: 65

DESCRIPTION	ITEM	PACK	SHELF PACK
RETRACTABLE KNIFE	16047	CARDED	12



## K48 DELUXE RETRACTABLE KNIFE



SIMPLE AND CLEAN KNIFE DESIGN FOR EASY CUTTING AND TRIMMING. INCLUDES A RETRACTABLE AND REPLACEABLE BLADE.  
FOR USE WITH BLADE: 66

DESCRIPTION	ITEM	PACK	SHELF PACK
RETRACTABLE KNIFE	16048	CARDED	12



## K71 INDEX DETAIL KNIFE

ERGONOMICALLY SCULPTED FINGERLOOP FOR EASY USE. FEATURES REPLACEABLE #11 BLADE AND SAFETY CAP.  
FOR USE WITH BLADES: 5 / 6 / 10 / 11 / 12 / 13 / 15 / 16 / 17 / 21

DESCRIPTION	ITEM	PACK	SHELF PACK
WITH SAFETY CAP	16071	CARDED	6



## KNIFE / BLADE HOLDER

AVAILABLE IN TWO VERSIONS:  
REVERSIBLE FOAM KNIFE HOLDER OR  
REVERSIBLE FOAM KNIFE HOLDER WITH 15 SUPER SHARP #11 BLADES IN A SAFETY DISPENSER AND K1 LIGHT DUTY HANDLE.

DESCRIPTION	ITEM	PACK	SHELF PACK
HOLDER AND BLADES	23111	BOXED	12
HOLDER ONLY	24111	BOXED	12



# UTILITY AND SNAP KNIVES

 = MADE IN AMERICA



**K10 9MM SNAP BLADE KNIFE**  
 PLASTIC BODY SNAP BLADE KNIFE.  
 COMES EQUIPPED WITH #3 - 13PT BLADE.  
 FOR USE WITH BLADES: 3 / 30

DESCRIPTION	ITEM	PACK	SHELF PACK
9MM SNAP BLADE KNIFE	16010	CARDED	12
48-PACK POP DISPLAY	77K10	BOX	1



**K14 9MM PLASTIC BODY SNAP BLADE KNIFE**  
 METAL BODY SNAP BLADE KNIFE.  
 COMES EQUIPPED WITH #3 - 13PT BLADE.  
 FOR USE WITH BLADES: 3 / 30

DESCRIPTION	ITEM	PACK	SHELF PACK
METAL BODY SNAP BLADE KNIFE	16014	CARDED	12



**K73 9MM SMARTSNAP BLADE KNIFE**   
 PLASTIC BODY SNAP BLADE KNIFE.  
 COMES EQUIPPED WITH 30° - 9MM BLADE.  
 FOR USE WITH BLADES: 3 / 30

DESCRIPTION	ITEM	PACK	SHELF PACK
SMARTSNAP BLADE KNIFE	16073	CARDED	12
SMARTSNAP BLADE KNIFE	16074	CARDED	12



**K70 9MM SLIM BODY SNAP KNIFE**   
 SLIM METAL BODY SNAP BLADE KNIFE.  
 COMES EQUIPPED WITH 30° 9MM BLADE.  
 FOR USE WITH BLADES: 3 / 30

DESCRIPTION	ITEM	PACK	SHELF PACK
SNAP BLADE KNIFE	16070	CARDED	12



**K13 18MM LARGE SNAP BLADE KNIFE**  
 PLASTIC BODY SNAP BLADE KNIFE.  
 COMES EQUIPPED WITH #7 - 18MM BLADE.  
 FOR USE WITH BLADE: 7

DESCRIPTION	ITEM	PACK	SHELF PACK
18MM SNAP BLADE KNIFE	16013	CARDED	6
30-PACK POP DISPLAY	77K13	BOX	1



**K850 18MM PLASTIC BODY SNAP BLADE KNIFE**  
 DESIGNED WITH A METAL REINFORCED BLADE SUPPORT FOR EXTRA STABILITY. COMES EQUIPPED WITH #7 - 18MM BLADE.  
 FOR USE WITH BLADE: 7

DESCRIPTION	ITEM	PACK	SHELF PACK
18MM REINFORCED SNAP BLADE KNIFE	16850	CARDED	6



**METAL RETRACTABLE SAFETY SCRAPER**   
 RETRACTABLE BLADE SCRAPER COMES WITH 5 ADDITIONAL SINGLE EDGE BLADES  
 FOR USE WITH BLADES: 9

DESCRIPTION	ITEM	PACK	SHELF PACK
METAL SAFETY SCRAPER WITH 6 #9 BLADES	16011	CARDED	6



**K12 ALL-PURPOSE TAP KNIFE**   
 COMES WITH 5 SINGLE EDGE BLADES  
 FOR USE WITH BLADES: 9

DESCRIPTION	ITEM	PACK	SHELF PACK
KNIFE WITH 5 EXTRA BLADES	16012	CARDED	6
12 PACK	16112	BULK	12



# UTILITY KNIVES



## K9 RETRACTABLE UTILITY KNIFE

STANDARD SIZED METAL BODY UTILITY KNIFE. RETRACTABLE BLADE MOUNT CAN SUPPORT ANY 2, 3, OR 4 NOTCH UTILITY BLADES.  
FOR USE WITH BLADES: 92

DESCRIPTION	ITEM	PACK	SHELF PACK
RETRACTABLE UTILITY KNIFE	16009	CARDED	6
10 PIECES BULK	18109	BULK	1



## K870 PLASTIC UTILITY KNIFE

PLASTIC BODY UTILITY KNIFE WITH HIGH VISIBILITY COLORING. RETRACTABLE BLADE MOUNT CAN SUPPORT ANY 2, 3, OR 4 NOTCH UTILITY BLADES.  
FOR USE WITH BLADES: 92

DESCRIPTION	ITEM	PACK	SHELF PACK
PLASTIC UTILITY KNIFE	16870	CARDED	6



## K60 REVO UTILITY KNIFE

FEATURES FINGER LOOP GRIP, 3 LOCKING POSITIONS, AND QUICK BLADE CHANGING MECHANISM.  
FOR USE WITH BLADES: 92

DESCRIPTION	ITEM	PACK	SHELF PACK
REVO UTILITY KNIFE	16061	CARDED	6
REVO UTILITY KNIFE	16062	CARDED	6
REVO UTILITY KNIFE	16063	CARDED	6
REVO UTILITY KNIFE	16064	CARDED	6



## K55 LOCK-BACK UTILITY KNIFE

LOCK BACK UTILITY KNIFE WITH QUICK CHANGE BLADE MECHANISM.  
FOR USE WITH BLADES: 92

DESCRIPTION	ITEM	PACK	SHELF PACK
LOCK-BACK UTILITY KNIFE	16055	CARDED	12



## K820 RETRACTABLE UTILITY KNIFE

FEATURES A QUICK CHANGE THUMB SCREW, AND RUBBER GRIPS. MAGNETIZED AND RETRACTABLE BLADE HOLDER SUPPORTS ALL 2, 3, OR 4 NOTCH UTILITY BLADES. COMES WITH 3 EXTRA BLADES.  
FOR USE WITH BLADE: 92

DESCRIPTION	ITEM	PACK	SHELF PACK
RETRACTABLE UTILITY KNIFE	16820	CARDED	6



## K119 NON-RETRACTABLE UTILITY KNIFE

STANDARD SIZED METAL BODY UTILITY KNIFE. FIXED BLADE MOUNT CAN SUPPORT ANY 2, 3, OR 4 NOTCH UTILITY BLADES. COMES WITH 3 EXTRA BLADES.  
FOR USE WITH BLADE: 92

DESCRIPTION	ITEM	PACK	SHELF PACK
NON-RETRACTABLE UTILITY KNIFE	16119	CARDED	6



## K880 FRONT LOAD UTILITY KNIFE

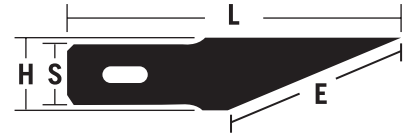
QUICK RELEASE BUTTON TO LOAD OR UNLOAD KNIFE BLADES, A REAR STORAGE COMPARTMENT, AND A CORD CUTTING SLOT. INCLUDES 3 #92 BLADES. FOR USE WITH ONLY 2 NOTCH UTILITY BLADES.  
FOR USE WITH BLADE: 92

DESCRIPTION	ITEM	PACK	SHELF PACK
FRONT LOAD UTILITY KNIFE	16880	CARDED	6



# BLADES

**BLADE DIMENSIONS KEY:**  
L - LENGTH / H - HEIGHT / E - EDGE / S - SHANK / T - THICKNESS



## #2 STRAIGHT EDGE BLADE

FITS: K2 / K5 / K6  
L - 1.880 / H - 0.400 / E - 1.100 / S - 0.345 / T - 0.025

ITEM	PACK	SHELF PACK
20002	5 PCS CARDED	12
21002	5 PCS TUBED	12
22602	100 PCS BULK	3
10002	1000 PCS BULK	1



## #5 ANGLED CHISEL BLADE

FITS: K1 / K3 / K17 / K18 / K26 / K30 / K71  
L - 1.400 / H - 0.250 / E - 0.332 / S - 0.250 / T - 0.020

ITEM	PACK	SHELF PACK
20005	5 PCS CARDED	12
21005	5 PCS TUBED	12



## #6 STENCIL EDGE BLADE

FITS: K1 / K3 / K17 / K18 / K26 / K30 / K71  
L - 1.410 / H - 0.250 / E - 0.332 / S - 0.250 / T - 0.020


ITEM	PACK	SHELF PACK
20006	5 PCS CARDED	12
21006	5 PCS TUBED	12



## #10 CURVED EDGE BLADE

FITS: K1 / K3 / K17 / K18 / K26 / K30 / K71  
L - 1.520 / H - 0.335 / E - 1.081 / S - 0.250 / T - 0.020

ITEM	PACK	SHELF PACK
20010	5 PCS CARDED	12
21010	5 PCS TUBED	12
23010	15 DISPENSER CARD	12
22610	100 PCS BULK	5
10010	1000 PCS BULK	1



## #11 DOUBLE HONED BLADE

FITS: K1 / K3 / K17 / K18 / K26 / K30 / K71  
L - 1.575 / H - 0.350 / E - 0.975 / S - 0.250 / T - 0.020

ITEM	PACK	SHELF PACK
20011	5 PCS CARDED	12
21011	5 PCS TUBED	12
23011	15 DISPENSER CARD	12
22511	100 PCS BOXED	5
22611	100 PCS CARDED	10
50011	500 PCS BULK	1
10011	1000 PCS BULK	1
25011	200 PC BUCKET	1



## #12 MINI CURVED BLADE

FITS: K1 / K3 / K17 / K18 / K26 / K30 / K71  
L - 0.980 / H - 0.250 / E - 0.959 / S - 0.250 / T - 0.020

ITEM	PACK	SHELF PACK
20012	5 PCS CARDED	12
21012	5 PCS TUBED	12



## #13 FINE SAW BLADE

FITS: K1 / K3 / K17 / K18 / K26 / K30 / K71  
L - 1.708 / H - .250 / E - 1.500 / S - 0.250 / T - 0.015 / TPI - 40

ITEM	PACK	SHELF PACK
20013	5 PCS CARDED	12
21013	5 PCS TUBED	12



## #15 NARROW SAW BLADE

FITS: K2 / K5 / K6  
L - 2.200 / H - 0.338 / E - 2.200 / S - .338 / T - 0.022 / TPI - 24

ITEM	PACK	SHELF PACK
20015	5 PCS CARDED	12
21015	5 PCS TUBED	12



## #16 STENCIL EDGE BLADE

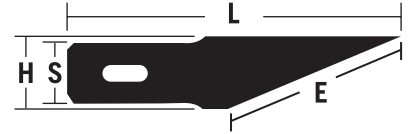
FITS: K1 / K3 / K17 / K18 / K26 / K30 / K71  
L - 1.400 / H - 0.325 / E - 0.283 / S - 0.25 / T - 0.020

ITEM	PACK	SHELF PACK
20016	5 PCS CARDED	12
21016	5 PCS TUBED	12
23016	15 DISPENSER CARD	12
22616	100 PCS BULK	5
10016	1000 PCS BULK	1



# BLADES

**BLADE DIMENSIONS KEY:**  
L - LENGTH / H - HEIGHT / E - EDGE / S - SHANK / T - THICKNESS



## #17 SMALL CHISEL BLADE

FITS: K1 / K3 / K17 / K18 / K26 / K30 / K71  
L - 1.500 / H - 0.350 / E - 0.350 / S - 0.250 / T - 0.020

ITEM	PACK	SHELF PACK
20017	5 PCS CARDED	12
21017	5 PCS TUBED	12
23017	15 DISPENSER CARD	12
22617	100 PCS BULK	5
10017	1000 PCS BULK	1



## #17A NARROW CHISEL BLADE

FITS: K1 / K3 / K17 / K18 / K26 / K30 / K71  
L - 1.790 / H - 0.405 / E - 0.250 / S - 0.250 / T - 0.020

ITEM	PACK	SHELF PACK
24017	5 PCS CARDED	12
24117	5 PCS TUBED	12
22717	100 PCS BULK	3



## #18 LARGE CHISEL BLADE

FITS: K2 / K5 / K6  
L - 1.800 / H - 0.500 / E - 0.500 / S - 0.345 / T - 0.025

ITEM	PACK	SHELF PACK
20018	5 PCS CARDED	12
21018	5 PCS TUBED	12
22618	100 PCS BULK	3
10018	1000 PCS BULK	1



## #19 SHARP EDGE BLADE

FITS: K2 / K5 / K6  
L - 1.625 / H - 0.450 / E - 0.555 / S - 0.345 / T - 0.025

ITEM	PACK	SHELF PACK
20019	5 PCS CARDED	12
21019	5 PCS TUBED	12
22619	100 PCS BULK	3
10019	1000 PCS BULK	1



## #19B BEVEL BLADE

FITS: K2 / K5 / K6  
L - 1.385 / H - 0.450 / E - 0.561 / S - 0.345 / T - 0.025

ITEM	PACK	SHELF PACK
20219	5 PCS CARDED	12
21219	5 PCS TUBED	12
22219	100 PCS BULK	4
10019B	1000 PCS BULK	1



## #21 STAINLESS STEEL BLADE

FITS: K1 / K3 / K17 / K18 / K26 / K30 / K71  
L - 1.575 / H - 0.350 / E - 0.975 / S - 0.250 / T - 0.020

ITEM	PACK	SHELF PACK
20021	5 PCS CARDED	12
21021	5 PCS TUBED	12
23021	15 DISPENSER CARD	12
22621	100 PCS BULK	5
10021	1000 PCS CARDED	1



## #22 CURVED EDGE BLADE

FITS: K2 / K5 / K6  
L - 1.820 / H - 0.412 / E - 1.304 / S - 0.345 / T - 0.025

ITEM	PACK	SHELF PACK
20022	5 PCS CARDED	12
21022	5 PCS TUBED	12
22622	100 PCS BULK	3
10022	1000 PCS BULK	1



## #23 DOUBLE EDGE BLADE

FITS: K2 / K5 / K6  
L - 1.770 / H - 0.393 / E - 2.240 / S - 0.345 / T - 0.025

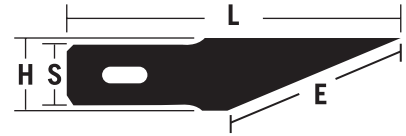
ITEM	PACK	SHELF PACK
20023	5 PCS CARDED	12
21023	5 PCS TUBED	12
22623	100 PCS BULK	3
10023	1000 PCS BULK	1





# BLADES

**BLADE DIMENSIONS KEY:**  
L - LENGTH / H - HEIGHT / E - EDGE / S - SHANK / T - THICKNESS



**#24 DEBURRING BLADE**  
FITS: K2 / K5 / K6  
L - 1.550 / H - 0.450 / E - 0.790 / S - 0.350 / T - 0.025

ITEM	PACK	SHELF PACK
20024	5 PCS CARDED	12
21024	5 PCS TUBED	12
22624	100 PCS BULK	4
10024	1000 PCS BULK	1



**#25 CONTOURED BLADE**  
FITS: K2 / K5 / K6  
L - 1.875 / H - 0.420 / E - 1.235 / S - 0.345 / T - 0.025

ITEM	PACK	SHELF PACK
20025	5 PCS CARDED	12
21025	5 PCS TUBED	12
22625	100 PCS BULK	3
10025	1000 PCS BULK	1



**#26 WHITTLING BLADE**  
FITS: K2 / K5 / K6  
L - 3.100 / H - 0.430 / E - 2.290 / S - 0.345 / T - 0.025

ITEM	PACK	SHELF PACK
20026	5 PCS CARDED	12
21026	5 PCS TUBED	12
10026	1050 PCS BULK	1



**#27 SAW BLADE**  
FITS: K2 / K5 / K6  
L - 3.130 / H - 0.310 / E - 2.455 / S - 0.13 / T - 0.025 / TPI - 15

ITEM	PACK	SHELF PACK
20027	5 PCS CARDED	12
21027	5 PCS TUBED	12



**#28 CONCAVE CARVING BLADE**  
FITS: K2 / K5 / K6  
L - 1.780 / H - 0.440 / E - 1.082 / S - 0.345 / T - 0.025

ITEM	PACK	SHELF PACK
20028	5 PCS CARDED	12
21028	5 PCS TUBED	12
22628	100 PCS BULK	3
10028	1000 PCS BULK	1



**5 ASSORTED LIGHT DUTY BLADES**  
**#10 / (2) #11 / #16 / #17**  
FITS: K1 / K3 / K17 / K18 / K26 / K30

ITEM	PACK	SHELF PACK
20014	5 PCS CARDED	12
21014	5 PCS TUBED	12



**5 ASSORTED HEAVY DUTY BLADES**  
**#2 / #19 / #22 / (2) #24**  
FITS: K2 / K5 / K6

ITEM	PACK	SHELF PACK
20004	5 PCS CARDED	12
21004	5 PCS TUBED	12



**9MM SNAP BLADE**  
FITS: K10 / K14 / K70 / K73  
L - 3.183 / H - 0.356 / E - 3.183 / T - 0.015

ITEM	PACK	SHELF PACK
20003	5 PCS CARDED	12
22633	100 PCS BULK	6



**18MM SNAP BLADE**  
FITS: K13 / K850  
L - 3.320 / H - 0.708 / E - 3.960 / T - 0.021

ITEM	PACK	SHELF PACK
20007	5 PCS CARDED	12
22607	100 PCS BULK	6



**30° SNAP BLADE - 9MM**  
FITS: K10 / K14 / K70 / K73  
L - 2.968 / H - 0.350 / E - 2.968 / T - 0.015


ITEM	PACK	SHELF PACK
20030	10 PCS CARDED	6
22630	100 PCS BULK	6



# CARVING BLADES

**BLADE DIMENSIONS KEY:**  
L - LENGTH / H - HEIGHT / E - EDGE / S - SHANK / T - THICKNESS

**BLADES AND GOUGES FIT:**  
K7



## STRAIGHT EDGE BLADE

FITS: K7

L - 2.310 / H - 0.400 / E - 1.530 / S - 0.330 / T - 0.033

ITEM	PACK	SHELF PACK
20101	2 PCS CARDED	12
21101	2 PCS TUBED	12
24101	200 PCS BULK	1



## ANGLE EDGE BLADE

FITS: K7

L - 2.380 / H - 0.330 / E - 1.430 / S - 0.330 / T - 0.033

ITEM	PACK	SHELF PACK
20102	2 PCS CARDED	12
21102	2 PCS TUBED	12
24102	200 PCS BULK	1



## CONCAVE EDGE BLADE

FITS: K7

L - 2.270 / H - 0.330 / E - 1.153 / S - 0.330 / T - 0.033

ITEM	PACK	SHELF PACK
20104	2 PCS CARDED	12
21104	2 PCS TUBED	12
24104	200 PCS BULK	1



## SEMI-CONCAVE BLADE

FITS: K7

L - 2.200 / H - 0.330 / E - 0.640 / S - 0.330 / T - 0.033

ITEM	PACK	SHELF PACK
20105	2 PCS CARDED	12
21105	2 PCS TUBED	12
24105	200 PCS BULK	1



## CONCAVE BLADE

FITS: K7

L - 2.240 / H - 0.330 / E - 1.190 / S - 0.330 / T - 0.033

ITEM	PACK	SHELF PACK
20106	2 PCS CARDED	12
21106	2 PCS TUBED	12
24106	200 PCS BULK	1



## CONVEX BLADE

FITS: K7

L - 2.244 / H - 0.330 / E - 1.009 / S - 0.330 / T - 0.033

ITEM	PACK	SHELF PACK
20107	2 PCS CARDED	12
21107	2 PCS TUBED	12
24107	200 PCS BULK	1



## SMALL CHISEL GOUGE

FITS: K7

L - 0.830 / H - 0.495 / E - 0.200 / S - 0.345 / T - 0.024

ITEM	PACK	SHELF PACK
20310	2 PCS CARDED	12
21310	2 PCS TUBED	12



## LARGE CHISEL GOUGE

FITS: K7

L - 1.785 / H - 0.495 / E - 0.250 / S - 0.345 / T - 0.024

ITEM	PACK	SHELF PACK
20320	2 PCS CARDED	12
21320	2 PCS TUBED	12



## SMALL V CHISEL GOUGE

FITS: K7

L - 2.010 / H - 0.495 / E - 0.340 / S - 0.345 / T - 0.024

ITEM	PACK	SHELF PACK
20330	2 PCS CARDED	12
21330	2 PCS TUBED	12

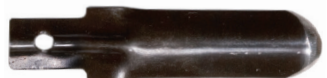


## LARGE V CHISEL GOUGE

FITS: K7

L - 2.000 / H - 0.495 / E - 0.600 / S - 0.345 / T - 0.024

ITEM	PACK	SHELF PACK
20340	2 PCS CARDED	12
21340	2 PCS TUBED	12



## LARGE U CHISEL GOUGE

FITS: K7

L - 2.030 / H - 0.495 / E - 0.560 / S - 0.345 / T - 0.024

ITEM	PACK	SHELF PACK
20350	2 PCS CARDED	12
21350	2 PCS TUBED	12



## SMALL U GOUGE 1/4" CHISEL GOUGE

FITS: K7

L - 2.050 / H - 0.495 / E - 0.380 / S - 0.345 / T - 0.024

ITEM	PACK	SHELF PACK
20360	2 PCS CARDED	12
21360	2 PCS TUBED	12





# ROUTERS AND BLADES

FOR CUTTING OF PLASTIC,  
WOOD, AND MORE!



### SMALL ROUND ROUTER

FITS: K2 / K5 / K6

L - 1.080 / H - 0.270 / T - 0.020 / S - 0.200 / W - 0.290

ITEM	PACK	SHELF PACK
20710	2 PCS CARDED	12



### SMALL V ROUTER

FITS: K2 / K5 / K6

L - 1.355 / H - 0.270 / T - 0.020 / S - 0.200 / W - 0.320

ITEM	PACK	SHELF PACK
20720	2 PCS CARDED	12



### LARGE ROUND ROUTER

FITS: K2 / K5 / K6

L - 1.260 / H - 0.270 / T - 0.020 / S - 0.200 / W - 0.490

ITEM	PACK	SHELF PACK
20730	2 PCS CARDED	12



### SQUARE ROUTER

FITS: K2 / K5 / K6

L - 1.200 / H - 0.275 / T - 0.020 / S - 0.200 / W - 0.490

ITEM	PACK	SHELF PACK
20740	2 PCS CARDED	12



### STRIP CUTTER BLADE

FITS: 70031

L - 1.130 / H - 0.300 / E - 0.600 / S - 0.300 / T - 0.021

ITEM	PACK	SHELF PACK
20059	2 PCS CARDED	12
21059	2 PCS TUBED	12



### SWIVEL BLADE

FITS: K4

L - .2145 / H - 0.10 / E - 0.140 / T - .012

ITEM	PACK	SHELF PACK
20064	2 PCS CARDED	12
21064	2 PCS TUBED	12



### EXECUTIVE KNIFE REPLACEMENT BLADE

FITS: K47

L - 1.000 / H - 0.166 / E - 0.370 / T - 0.020

ITEM	PACK	SHELF PACK
20065	2 PCS CARDED	12
21065	2 PCS TUBED	12



### DELUXE KNIFE REPLACEMENT BLADE

FITS: K48

L - 0.830 / H - 0.090 / E - 0.146 / T - 0.025

ITEM	PACK	SHELF PACK
20066	2 PCS CARDED	12
21066	2 PCS TUBED	12



# UTILITY BLADES

**BLADE DIMENSIONS KEY:**  
L - LENGTH / H - HEIGHT / E - EDGE / S - SHANK / T - THICKNESS



### SINGLE EDGE BLADE - 0.009 & 0.012

FITS: K11

L - 1.540 / H - 0.700 / E - 1.540 / T - 0.009 OR 0.012

ITEM	PACK	SHELF PACK
20009 - 0.009	10 PCS CARDED	12
22609 - 0.009	100 PCS BULK	10
22612 - 0.012	100 PCS BULK	10



### STRAIGHT EDGE BLADE

FITS: K8

L - 2.180 / H - 0.308 / T - 0.020

ITEM	PACK	SHELF PACK
20080	5 PCS CARDED	12
21080	5 PCS TUBED	12
22680	100 PCS BOXED	3



### 2-NOTCH UTILITY BLADE

FITS: K9 / K55 / K60 / K119 / K820 / K870 / K880

L - 2.340 / H - 0.730 / E - 2.340 / T - 0.024

ITEM	PACK	SHELF PACK
20092	5 PCS CARDED	12
22692	100 PCS CARDED	8



### DEXTER BLADE

L - 1.750 / H - 0.375 / E - / S - .375 / T - .0255

ITEM	PACK	SHELF PACK
20203	5 PCS CARDED	12
21203	5 PCS TUBED	12
22603	100 PCS BULK	3



### STAINLESS STEEL SLOTTED BLADE

L - 2.250 / H - 0.735 / E - 2.100

DESCRIPTION	ITEM	PACK	SHELF PACK
0.015 IN BLADE THICKNESS	22698	500 PCS BULK	1
0.017 IN BLADE THICKNESS	22699	100 PCS BULK	1



### REPLACEMENT TIP - 0.060IN

FITS: 16049

ITEM	PACK	SHELF PACK
30620	2PK - TUBED	12



### REPLACEMENT TIP - 0.090IN

FITS: 16050

ITEM	PACK	SHELF PACK
30621	2PK - TUBED	12



### REPLACEMENT TIP - 0.030IN

FITS: 16051

ITEM	PACK	SHELF PACK
30622	2PK - TUBED	12



### GRIP ON HOOK WEEDER REPLACEMENT TIP

FITS: 30614 / 30619

ITEM	PACK	SHELF PACK
30623	2PK - TUBED	12



### REPLACEMENT TIP - 0.058IN

FITS: 30614 / 30619

ITEM	PACK	SHELF PACK
30616	5PK - TUBED	12



# ROTARY KNIVES & SCALPEL BLADES

FOR USE WITH FABRIC, PAPER,  
PLASTIC AND SOFT METALS



**LARGE ERGONOMIC ROTARY CUTTER**  
WITH RETRACTABLE BLADE GUARD  
1.77 IN — 45 CM

ITEM	PACK	SHELF PACK
60024	CARDED	12




**MEDIUM ERGONOMIC ROTARY CUTTER**  
WITH RETRACTABLE BLADE GUARD  
1.1 IN — 28 CM

ITEM	PACK	SHELF PACK
60025	CARDED	12



**SMALL ERGONOMIC ROTARY CUTTER**  
WITH RETRACTABLE BLADE GUARD  
0.79 IN — 20 MM

ITEM	PACK	SHELF PACK
60026	CARDED	12



**45MM STRAIGHT ROTARY BLADE**  
PACKAGE OF 1

ITEM	PACK	SHELF PACK
60017	CARDED	12



**28MM STRAIGHT ROTARY BLADE**  
PACKAGE OF 2

ITEM	PACK	SHELF PACK
60014	CARDED	12



**28MM PINKING ROTARY BLADE**  
PACKAGE OF 2

ITEM	PACK	SHELF PACK
60015	CARDED	12




**28MM SKIP ROTARY BLADE**  
PACKAGE OF 2

ITEM	PACK	SHELF PACK
60016	POUCH	12



**20MM STRAIGHT ROTARY BLADE**  
PACKAGE OF 2

ITEM	PACK	SHELF PACK
60027	POUCH	12



## SCALPEL BLADES

THESE SCALPELS ARE MEDICAL GRADE WITH THE  
PRECISION REQUIREMENT. STAINLESS STEEL.  
AVAILABLE IN PACKS OF 2.

ITEM	PACK	SHELF PACK
10	2PC TUBED	12
11	2PC TUBED	12
12	2PC TUBED	12
15	2PC TUBED	12
20	2PC TUBED	12
21	2PC TUBED	12
22	2PC TUBED	12
23	2PC TUBED	12
24	2PC TUBED	12



**SMALL METAL HANDLE**



ITEM	PACK	SHELF PACK
003	BULK	12



**LARGE METAL HANDLE**



ITEM	PACK	SHELF PACK
004	BULK	12



# EMBOSSING TOOLS & POUNCE WHEELS

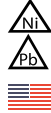
FIXED AND REPLACEABLE POINT STYLUS AND POUNCE WHEELS

 = MADE IN AMERICA



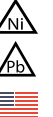
**SMALL BALL TIP STYLUS TOOL**  
0.625IN - 1.6MM

ITEM	PACK	SHELF PACK
30601	CARDED	12
31601	CARDED	12



**MEDIUM BALL TIP STYLUS TOOL**  
0.125IN - 3.25MM

ITEM	PACK	SHELF PACK
30602	CARDED	12
31602	TUBED	12



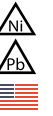
**SPOON TIP STYLUS TOOL**  
0.125IN - 3.1MM

ITEM	PACK	SHELF PACK
30603	CARDED	12
31603	TUBED	12



**DOUBLE ENDED STYLUS TOOL**

ITEM	PACK	SHELF PACK
30609	CARDED	12
31609	TUBED	12



**SMALL POUNCE WHEEL - 1/4 IN**  
.25IN - 6.4MM, 24<sup>T</sup>/<sub>IN</sub> - 9.45<sup>T</sup>/<sub>CM</sub>

ITEM	PACK	SHELF PACK
30606	CARDED	12



**MEDIUM POUNCE WHEEL - 5/16 IN**  
.312IN - 7.9MM, 18<sup>T</sup>/<sub>IN</sub> - 7.1<sup>T</sup>/<sub>CM</sub>

ITEM	PACK	SHELF PACK
30611	CARDED	12



**LARGE POUNCE WHEEL - 7/16 IN**  
.44IN - 11.1MM, 14<sup>T</sup>/<sub>IN</sub> - 5.5<sup>T</sup>/<sub>CM</sub>

ITEM	PACK	SHELF PACK
30607	CARDED	12



**3 PIECE POUNCE WHEEL SET**  
INCLUDES .25, .312, AND .437IN

ITEM	PACK	SHELF PACK
30612	CARDED	12



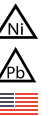
**EMBOSSING TOOL WITH 4 TIPS**  
COMES WITH FOUR STYLE TIPS

ITEM	PACK	SHELF PACK
30605	CARDED	12
31605	TUBED	12



**DOUBLE ENDED KNIFE, AWL AND EMBOSSING TOOL**  
1 AWL, 3 BURNISHING TIPS, AND #11 BLADE

ITEM	PACK	SHELF PACK
30610	CARDED	12
31610	TUBED	12



# AWL, SCRIBES AND WEEDERS

 = MADE IN AMERICA



**GRIP ON NEEDLE POINT AWL - 0.058 IN**  
REPLACEABLE NEEDLE POINT

ITEM 30614      PACK CARDED      SHELF PACK 12



**GRIP ON HOOK WEEDER - .058 IN**  
REPLACEABLE HOOK TIP

ITEM 30619      PACK CARDED      SHELF PACK 12



**NEEDLE POINT AWL - .58IN**  
FIXED POINT AIR RELEASE TOOL

ITEM 30604      PACK CARDED TUBED      SHELF PACK 12



**ALUMINUM HANDLE NEEDLE POINT AWL - 0.058IN**  
REPLACEABLE NEEDLE POINT

ITEM 30613      PACK CARDED      SHELF PACK 12



**0.030 IN RETRACTABLE AIR RELEASE TOOL**  
REPLACEABLE NEEDLE POINT

ITEM 16051      PACK CARDED      SHELF PACK 12



**0.060 IN RETRACTABLE AIR RELEASE TOOL**  
REPLACEABLE NEEDLE POINT

ITEM 16049      PACK CARDED      SHELF PACK 12



**0.090 IN RETRACTABLE AIR RELEASE TOOL**

REPLACEABLE NEEDLE POINT  
ITEM 16050      PACK CARDED      SHELF PACK 12



# HOBBY KNIFE SETS

ALL BLADES AVAILABLE  
FOR INDIVIDUAL PURCHASE

SETS AVAILABLE  
IN WOODEN CHEST AND PLASTIC TRAY



## HOBBY KNIFE SET



CONTAINS:  
KNIVES - K1 / K2 / K5

10 BLADES - 2 / 10 / 11 / 16 / 17 / 18 / 19 / 22 / 24

ITEM	PACK	SHELF PACK
44282	BOXED	6
44382	CARDED	6
44082	PLASTIC TRAY CARDED	12

## CRAFTSMAN SET



CONTAINS:  
KNIVES - K1 / K2 / K6

10 BLADES - 2 / 10 / 11 / 16 / 17 / 18 / 19 / 22 / 24

ITEM	PACK	SHELF PACK
44283	BOXED	6
44383	CARDED	6
44083	PLASTIC TRAY CARDED	12



## WOODWORKING SET



CONTAINS:  
KNIFE - K5

BLADES - 18 / 22 / 24 / 25 / 26  
GOUGES - 310 / 320 / 340 / 350 / 360  
ROUTERS - 710 / 720 / 730 / 740

ITEM	PACK	SHELF PACK
44284	BOXED	6
44384	CARDED	6

## HANDY MAN SET



CONTAINS:  
KNIVES - K2 / K7

BLADES - 2 / 18 / 26 / 27 / 101 / 102 / 104

ITEM	PACK	SHELF PACK
44285	BOXED	6
44385	CARDED	6



# HOBBY KNIFE SETS

ALL BLADES AVAILABLE  
FOR INDIVIDUAL PURCHASE

SETS AVAILABLE  
IN WOODEN CHEST AND PLASTIC TRAY



### PROFESSIONAL SET

CONTAINS:

KNIVES - K1 / K2 / K7

BLADES - 2 / 10 / 11 / 17 / 18 / 19 / 24 / 104

GOUGES - 310 / 350

ITEM	PACK	SHELF PACK
44290	BOXED	6
44390	CARDED	6

ITEM	PACK	SHELF PACK
44090	PLASTIC TRAY CARDED	12



### DELUXE KNIFE SET

CONTAINS:

- K1
- K2
- K5
- K10
- 1 MITRE BOX
- 2 SCREWDRIVERS
- 1 SANDING BLOCK
- 1 RAZOR SAW
- 4 ASSORTED GOUGES
- 2 ASSORTED ROUTERS
- 1 WHITTLING BLADE
- 1 NEEDLE POINT AWL
- 6 ADDITIONAL BLADES

ITEM	PACK	SHELF PACK
44286	BOXED	6



### AIRPLANE SET

CONTAINS:

- K1
- K10
- 1 NEEDLE NOSE PLIERS WITH SIDE CUTTER
- 1 SHARP POINTED TWEEZERS
- 1 CURVED POINTED TWEEZERS
- 1 SWIVEL HEAD SCREWDRIVER
- 1 LARGE PLASTIC CLAMP
- 1 SMALL PLASTIC CLAMP
- 2 NEEDLE FILES
- 1 SANDING STICK
- 3 ASST. BLADES

ITEM	PACK	SHELF PACK
44287	BOXED	6



### BUILDERS SET

CONTAINS:

- K1
- K5
- 1 SANDING STICK
- 1 FLAT HEAD SCREWDRIVER
- 1 SANDING BLOCK
- 1 MITRE BOX
- 1 SWIVEL HEAD PIN VISE
- 1 6IN SS RULER
- 1 LARGE PLASTIC CLAMP
- 1 SMALL PLASTIC CLAMP
- 1 RAZOR SAW
- 3 ASST. DRILLS
- 3 ASST. BLADES

ITEM	PACK	SHELF PACK
44288	BOXED	6






# HOBBY KNIFE SETS

ALL BLADES AVAILABLE  
FOR INDIVIDUAL PURCHASE

SETS AVAILABLE  
IN WOODEN CHEST AND PLASTIC TRAY



## DELUXE RAILROAD SET

CONTAINS:

- K1
- K10
- K5
- 2 NEEDLE FLIES
- 1 NEEDLE NOSE  
PLIERS WITH SIDE  
CUTTER
- 1 6IN S.S. RULER
- 2 SWIVEL HEAD  
SCREWDRIVERS
- 1 MITRE BOX
- 1 RAZOR SAW
- 1 SANDING STICK
- 1 SWIVEL HEAD PIN  
VISE
- 1 SWISS STYLE MINI  
HAMMER
- 3 ASST. DRILLS
- 3 ASST. BLADES
- 1 AWL

ITEM	PACK	SHELF PACK
44289	BOXED	6



## DELUXE SHIP MODELERS SET

CONTAINS:

- K1
- K2
- K5
- 1 NEEDLE NOSE  
PLIERS WITH SIDE  
CUTTER
- 1 NEEDLE POINT AWL
- 1 SHARP POINTED  
TWEEZERS
- 1 MITRE BOX
- 1 RAZOR SAW
- 1 SANDING BLOCK
- 4 ASST. GOUGES
- 16 ASST. BLADES
- 3 ASST. DRILLS

ITEM	PACK	SHELF PACK
44291	BOXED	6



## BASIC KNIFE SET

INCLUDES K1 LIGHT DUTY KNIFE AND K2 MEDIUM DUTY KNIFE WITH SAFETY CAPS, 10 ASSORTED BLADES.

ITEM	PACK	SHELF PACK
19062	CARDED	12



## SUPER DELUXE KNIFE SET

CONTAINS:  
K1 / K2 / K3 / K5 / K18 / K30 / HOBBY AWL / BURNISHER  
/ SHARPENING STONE / 32 ASST. BLADES

ITEM	PACK	SHELF PACK
44200	VINYL PACK	6





# RULERS

## 6IN STAINLESS STEEL RULER



DOUBLE-SIDED WITH 32NDS, 16THS, AND MILLI-METERS ON FRONT AND DECIMAL EQUIVALENTS ON BACK. INCLUDES A POCKET CLIP DEPTH GAUGE.

ITEM  
55677

PACK  
CARDED

SHELF PACK  
12

6 IN — 15.2 CM



## DELUXE CONVERSION RULER



MADE OF HIGH QUALITY ALUMINUM WITH PRECISE 1/16 & MILLIMETER SCALES. THE BACK SIDE HAS METRIC EQUIVALENTS WITH LENGTH, AREA, VOLUME, AND MASS CONVERSIONS.

ITEM  
55775

SHELF PACK  
12

12 IN — 30.5 CM

## SCALE MODEL RAILROAD REFERENCE RULER



MADE OF STAINLESS STEEL WITH ETCHED SCALES IN N, HO, S, AND O ALONG WITH A TABLE TO CONVERT DRILL SIZES TO DECIMAL EQUIVALENTS.

ITEM  
55777

SHELF PACK  
12

12 IN — 30.5 CM



## DELUXE SCALE MODEL RAILROAD REFERENCE RULER



GOLD ANODIZED ALUMINUM WITH BLACK PHOTO ETCHED CALIBRATIONS IN N, HO, O, AND G SCALES, 64<sup>TH</sup> AND MM ALONG WITH DRILL GUIDE AND TAP DRILL REFERENCE TABLE

ITEM  
55778

SHELF PACK  
12

12 IN — 30.5 CM

## SCALE MODEL REFERENCE RULER



DESIGNED FOR THE SCALE AND ARCHITECTURAL MODELER THAT REQUIRES THE USE OF X/35, X/25, & X/24 SCALES. CONSTRUCTED OF NON-GLARE BLUE TEMPERED ANODIZED ALUMINUM WITH SILVER CALIBRATIONS THAT WILL NOT FADE OR CHIP WHEN CLEANED WITH SOLVENTS.

ITEM  
55779

SHELF PACK  
12


12 IN — 30.5 CM



# MEASURING TOOLS

FOR USE WITH PAPER, CLOTH AND PLASTICS

 = MADE IN AMERICA



## MACHINE SQUARES

CARBON STEEL SQUARES ARE PRECISELY MADE TO ASSURE ANGLE ACCURACY. ALL SQUARES HAVE INCH AND METRIC MEASUREMENTS.

DESCRIPTION	ITEM	SHELF PACK
2 IN - 5.0 CM 90° ANGLE	60018	6
3 IN - 7.6 CM 90° ANGLE	60019	6
4 IN - 10.1 CM 90° ANGLE	60020	6
6 IN - 15.2 CM 90° ANGLE	60021	6
8 IN - 20.3 CM 90° ANGLE	60022	6
10 IN - 25.4 CM 90° ANGLE	60023	6



## RULER CIRCLE CUTTER



FOR SLICING OR CUTTING LARGE AREAS AND CIRCLES. ATTACHES TO ANY STANDARD RULER OR YARD/METERSTICK. (RULER NOT INCLUDED)

DESCRIPTION	ITEM	PACK	SHELF PACK
LEAD / PIN POST	70036	CARDED	6
SWIVEL KNIFE / PIN POST	70046	CARDED	6
SWIVEL KNIFE / LEAD / PIN POST	70056	CARDED	6
ONLY LEAD POST	70047	TUBED	6
ONLY SWIVEL KNIFE POST	70048	TUBED	6
ONLY PIN POST	70049	TUBED	6



## 16FT AND 25FT TAPE MEASURE

METAL BACKED DOUBLE SIDED TAPE RULER WITH EASY TO READ MARKINGS FOR EXACT MEASURINGS.


DESCRIPTION	ITEM	PACK	SHELF PACK
16 FT TAPE MEASURE	70070	CARDED	6
25 FT TAPE MEASURE	70075	CARDED	6



# ABRASIVES & HEMOSTATS

USE SANDING STICKS FOR  
WOOD, METAL AND PLASTIC

 = MADE IN AMERICA



SANDING STICK



SANDING BELT

DESCRIPTION		ITEM	PACK	SHELF PACK
SANDING STICK WITH 1 #80 BELT	●	55711	CARDED	6
SANDING STICK WITH 1 #120 BELT	●	55712	CARDED	6
SANDING STICK WITH 1 #240 BELT	●	55713	CARDED	6
SANDING STICK WITH 1 #320 BELT	●	55714	CARDED	6
SANDING STICK WITH 1 #400 BELT	●	55715	CARDED	6
SANDING STICK WITH 1 #600 BELT	●	55716	CARDED	6
SANDING STICK WITH 2 #80 BELTS	●	55721	CARDED	6
SANDING STICK WITH 2 #120 BELTS	●	55722	CARDED	6
SANDING STICK WITH 2 #240 BELTS	●	55723	CARDED	6
SANDING STICK WITH 2 #320 BELTS	●	55724	CARDED	6
SANDING STICK WITH 2 #400 BELTS	●	55725	CARDED	6
SANDING STICK WITH 2 #600 BELTS	●	55726	CARDED	6

DESCRIPTION	ITEM	PACK	SHELF PACK
5 ASSORTED PACK OF SANDING BELTS	55679	CARDED	6
5 SANDING BELTS - #80	55685	CARDED	6
5 SANDING BELTS - #120	55680	CARDED	6
5 SANDING BELTS - #240	55681	CARDED	6
5 SANDING BELTS - #320	55682	CARDED	6
5 SANDING BELTS - #400	55683	CARDED	6
5 SANDING BELTS - #600	55684	CARDED	6



5.5IN CURVED NOSE HEMOSTAT  
5.5 IN - 14 CM



DESCRIPTION	ITEM	PACK	SHELF PACK
CURVED NOSE	55530	CARDED	6



5.5IN STRAIGHT NOSE HEMOSTAT  
5.5 IN - 14 CM



DESCRIPTION	ITEM	PACK	SHELF PACK
STRAIGHT NOSE	55540	CARDED	6



7.5IN CURVED NOSE HEMOSTAT  
7.5 IN - 19 CM



DESCRIPTION	ITEM	PACK	SHELF PACK
CURVED NOSE	55531	CARDED	12



7.5IN STRAIGHT NOSE HEMOSTAT  
7.5 IN - 19 CM



DESCRIPTION	ITEM	PACK	SHELF PACK
STRAIGHT NOSE	55541	CARDED	12



# STAINLESS STEEL SCISSORS

FOR USE WITH PAPER, CLOTH,  
PLASTICS, AND MORE

SUPER SHARP  
STAINLESS BLADES



## 8 IN OFFICE SCISSOR

8 IN — 20.3 CM



ITEM  
55610

PACK  
CARDED

SHELF PACK  
12



## CRAFT SCISSOR

5 IN — 12.7 CM



ITEM  
55611

PACK  
CARDED

SHELF PACK  
6



## STAINLESS STEEL CURVED SCISSOR

3.5 IN — 8.9 CM



ITEM  
55613

PACK  
CARDED

SHELF PACK  
12



## STAINLESS STEEL STRAIGHT SCISSOR

3.5 IN — 8.9 CM



ITEM  
55615

PACK  
CARDED

SHELF PACK  
12



## 8 IN SOFT GRIP SCISSOR

8 IN — 20.3 CM



ITEM  
55620

PACK  
CARDED

SHELF PACK  
12



## COMFORT GRIP SCISSOR

6.5 IN — 16.5 CM



ITEM  
55621

PACK  
CARDED

SHELF PACK  
12



## CURVED LEXAN SCISSOR

5.5 IN — 13.9 CM



ITEM  
55533

PACK  
CARDED

SHELF PACK  
6



## STRAIGHT LEXAN SCISSOR

5.5 IN — 13.9 CM



ITEM  
55538

PACK  
CARDED

SHELF PACK  
6



TO PLACE AN ORDER CALL. 973 278 4000  
OR EMAIL [ORDERS@EXCELBLADES.COM](mailto:ORDERS@EXCELBLADES.COM)

# SOFT GRIP PLIERS


FOR USE WITH SOFT WIRES, SOFT METALS,  
JEWELRY, PLASTICS, AND MORE



**WIRE CUTTER**  
4.5 IN — 11.43CM



ITEM      PACK      SHELF PACK  
55550    CARDED    6



**NEEDLE NOSE**  
5.5 IN — 14 CM

ITEM      PACK      SHELF PACK  
55560    CARDED    6



**LONG NEEDLE NOSE**  
6.0 IN — 15.2 CM

ITEM      PACK      SHELF PACK  
55561    CARDED    6



**FLAT NOSE**  
5 IN — 12.7 CM



ITEM      PACK      SHELF PACK  
55570    CARDED    6



**NEEDLE NOSE WITH SIDE CUTTER**  
5.2 IN — 13.2 CM

ITEM      PACK      SHELF PACK  
55580    CARDED    6



**BENT NOSE**  
5.2 IN — 13.2 CM




ITEM      PACK      SHELF PACK  
55590    CARDED    6



**END NIPPER**  
4.2 IN — 10.7 CM



ITEM      PACK      SHELF PACK  
55591    CARDED    6



**ROUND NOSE**  
5.2 IN — 13.2 CM



ITEM      PACK      SHELF PACK  
55592    CARDED    6



# SOFT GRIP PLIERS & TWEEZERS

FOR USE WITH SOFT WIRES, SOFT METALS,  
JEWELRY, AND PLASTICS



**ROUND NOSE WITH SIDE CUTTER**  
5.2 IN — 13.2 CM



ITEM	PACK	SHELF PACK
55593	CARDED	6



**SPRUE CUTTER**  
5.1 IN — 12.7 CM

ITEM	PACK	SHELF PACK
55594	● CARDED	6
55595	● CARDED	6



**4.5IN SLANT POINT TWEEZERS**

4.5 IN — 11.4 CM



ITEM	PACK	SHELF PACK
30417	● CARDED	12
30420	● CARDED	12
30423	● CARDED	12
30426	● CARDED	12



**4.75IN STRAIGHT POINT TWEEZERS**

4.75 IN — 12 CM



ITEM	PACK	SHELF PACK
30418	● CARDED	12
30421	● CARDED	12
30424	● CARDED	12
30427	● CARDED	12



**4.75IN HOLLOW BODY TWEEZERS**

4.75 IN — 12 CM



ITEM	PACK	SHELF PACK
30419	● CARDED	12
30422	● CARDED	12
30425	● CARDED	12
30428	● CARDED	12



**FINE POINT TWEEZERS SET**

INCLUDES CURVED POINT, STRAIGHT, FLAT, AND SELF CLOSING.



ITEM	PACK	SHELF PACK
30416	POUCH	12



# STAINLESS STEEL TWEEZERS



## 4.5 IN CURVED POINT TWEEZERS

INCLUDES RIBBED BODY FOR PRECISION AND ACCURATE CONTROL.

ITEM 30410    PACK CARDED    SHELF PACK 12

4.5 IN — 11.4 CM



## 4.75 IN SLIDE LOCK POINTED TWEEZERS

FEATURES SHARP POINT AND SLIDE LOCK FOR DESIRED TENSION.

ITEM 30411    PACK CARDED    SHELF PACK 12

4.75 IN — 12 CM



## 4.75 IN SHARP POINTED TWEEZERS

TAPERED SHANKS FOR ACCURATE CONTROL AND HANDLING OF SMALL OBJECTS.

ITEM 30412    PACK CARDED    SHELF PACK 12

4.75 IN — 12 CM



## 4.5 IN POINTED SELF CLOSING TWEEZERS

SHARP POINT SELF-CLOSING TWEEZER TO ALLOW CONTINUOUS COMPRESSION WITHOUT USE OF FINGERS.

ITEM 30413    PACK CARDED    SHELF PACK 12

4.5 IN — 11.4 CM



## 6.5 IN LARGE SELF CLOSING TWEEZERS

BROAD POINT SELF-CLOSING TWEEZER TO ALLOW CONTINUOUS PRESSURE WITHOUT USE OF FINGERS.

ITEM 30414    PACK CARDED    SHELF PACK 12

6 IN — 16.6 CM



## 6 IN CURVED POINT TWEEZERS

INCLUDES RIBBED BODY FOR PRECISION AND ACCURATE CONTROL.

ITEM 30415    PACK CARDED    SHELF PACK 12

6 IN — 15.2 CM



## REVERSE OPEN TWEEZERS

OFF SET SELF-CLOSING TWEEZER TO ALLOW CONTINUOUS PRESSURE WITHOUT USE OF FINGERS.

ITEM 70025    PACK CARDED    SHELF PACK 12

6 IN — 15.2 CM



# SCREWDRIVERS & HAMMERS



### 6-PIECE SCREWDRIVER SET

EACH SET CONTAINS 4 FLAT SCREWDRIVERS, (SIZES 1.4MM, 2.0MM, 2.4MM AND 3.0MM) AND 2 PHILLIPS (#0 AND #1.2) WITH CHROME PLATED SWIVEL-HEAD HANDLES IN A CONVENIENT PLASTIC CASE. SHAFTS ARE MADE OF RUST RESISTANT HARDENED ALLOY STEEL.



<b>ITEM</b> 55662	<b>PACK</b> CARDED	<b>SHELF PACK</b> 3
----------------------	-----------------------	------------------------



### 11-PIECE MINI TOOL SET

CONTAINS 3 PHILLIPS AND 6 FLATHEAD SCREWDRIVERS, 1 NEEDLE POINT AND 1 MAGNET IN A PLASTIC BOX.

<b>ITEM</b> 55696	<b>PACK</b> BULK	<b>SHELF PACK</b> 6
----------------------	---------------------	------------------------



### 21-PIECE MINI TOOL SET

SET CONTAINS 6 FLAT, SCREWDRIVER 2 PHILLIPS SCREWDRIVERS, 5 HEX-NUT DRIVERS, 5 OPEN ENDED WRENCHES, AND 3 HEX KEY WRENCHES CONVENIENTLY PACKAGED IN A PLASTIC CASE. CHROME PLATED HANDLES FEATURE SWIVEL-HEADS AND BLADES ARE MADE OF RUST RESISTANT TEMPERED STEEL.



<b>ITEM</b> 60008	<b>PACK</b> BOX	<b>SHELF PACK</b> 12
----------------------	--------------------	-------------------------



### NAIL SETTER

INCLUDE STURDY WOODEN HANDLE WITH ADJUSTABLE SPRING-LOADED SHAFT AND A MAGNETIZED POST TO SECURELY HOLD NAILS.  
0.125 IN — 0.32 CM

<b>ITEM</b> 90002	<b>PACK</b> CARDED	<b>SHELF PACK</b> 6
----------------------	-----------------------	------------------------



### SWISS STYLE MINI HAMMER

A SLEEK, PERFECTLY BALANCED 2OZ-56G HAMMER THAT IS DESIGNED TO HANDLE INTRICATE SMALL TASKS. THE FORGED HEAD WITH BOTH FLAT AND CHISEL FACES IS MOUNTED ON A HARDWOOD HANDLE.  
9 IN — 22.8 CM

<b>ITEM</b> 55672	<b>PACK</b> CARDED	<b>SHELF PACK</b> 12
----------------------	-----------------------	-------------------------



### 7 HEAD COMBO HAMMER

7 HEAD COMBO SET WITH ALL METAL CONSTRUCTION. STEEL HEAD PRESS FITTED TO A STEEL STEM AND PLATED WITH BLACK OXIDE FOR A DURABLE AND ATTRACTIVE FINISH. FITTED TO A LARGE COMFORTABLE ALUMINUM HANDLE. INCLUDES 1 PLASTIC,



<b>ITEM</b> 50500	<b>PACK</b> CARDED	<b>SHELF PACK</b> 4
----------------------	-----------------------	------------------------





# SAW FRAMES & BLADES

**HAND SAWS FOR CUTTING WOOD, PLASTIC, RUBBER AND THIN METAL.**


**SAW BLADES FIT #55671 & #55690 SAW FRAMES**



**MEDIUM ADJUSTABLE JEWELERS SAW**

FOR WOOD, PLASTIC, AND SOFT METALS. THUMBSCREW ADJUSTMENTS ALLOW FOR TENSION AND PRECISION CONTROL.  
7.5 X 2.5 IN

<b>ITEM</b>	<b>PACK</b>	<b>SHELF PACK</b>
55671	CARDED	12



**LARGE ADJUSTABLE JEWELERS SAW**

FOR LARGER WORK WITH THUMBSCREW ADJUSTMENTS FOR CHANGES TO BLADE DEPTH AND TENSION. NO BLADES INCLUDED.



<b>ITEM</b>	<b>PACK</b>	<b>SHELF PACK</b>
55690	BAG	12



**COPING SAW**

ADJUSTABLE WOODEN HANDLE HOLDS BLADES TAUT FOR POSITIVE CONTROL. INCLUDES HANDLE AND FOUR ASSORTED BLADES.  
7.0 X 4.5 DEEP SAW



<b>DESCRIPTION</b>	<b>ITEM</b>	<b>PACK</b>	<b>SHELF PACK</b>
COPING SAW KIT	55676	BULK	12
(4) COPING SAW BLADES *HANDLE NOT INCLUDED*	20570	CARDED	12



**MODEL BUILDERS SAW TOOL KIT**

INCLUDES 1 COPING SAW, 4 EXTRA BLADES, 4 WAY HAND FILE, 1 SANDING STICK, AND #240 EXTRA BELT.  
7.0 X 4.5 DEEP SAW



<b>ITEM</b>	<b>PACK</b>	<b>SHELF PACK</b>
56012	CLAMSHELL	6

## JEWELERS SAW BLADES

**#4/0 SAW BLADES**  
5.12 X .10 IN — 72 TEETH/INCH

<b>ITEM</b>	<b>PACK</b>	<b>SHELF PACK</b>
20510	CARDED	12

**#1 SAW BLADES**  
5.12 X .12 IN — 52 TEETH/INCH

<b>ITEM</b>	<b>PACK</b>	<b>SHELF PACK</b>
20540	CARDED	12

**#2/0 SAW BLADES**  
5.12 X .10 IN — 65 TEETH/INCH

<b>ITEM</b>	<b>PACK</b>	<b>SHELF PACK</b>
20520	CARDED	12

**#2 SAW BLADES**  
5.12 X .12 IN — 42 TEETH/INCH

<b>ITEM</b>	<b>PACK</b>	<b>SHELF PACK</b>
20550	CARDED	12

**#1/0 SAW BLADES**  
5.12 X .10 IN — 60 TEETH/INCH

<b>ITEM</b>	<b>PACK</b>	<b>SHELF PACK</b>
20530	CARDED	12

**#3 SAW BLADES**  
5.12 X .12 IN — 36 TEETH/INCH


<b>ITEM</b>	<b>PACK</b>	<b>SHELF PACK</b>
20560	CARDED	12



# PULL SAW BLADES

FOR USE WITH PLASTIC, WOOD,  
AND SOFT METALS

SAW BLADES FIT  
K2, K5 & K6



### RAZOR SAW SET

INCLUDES K5 HANDLE AND #30490 SAW BLADE.



ITEM	PACK	SHELF PACK
55001	CARDED	12



### RAZOR SAW SET

INCLUDES K5 HANDLE AND ONE OF  
EACH #30450 AND #30490 SAW BLADES.



ITEM	PACK	SHELF PACK
55670	CARDED	12



### MITRE BOX

INCLUDES 45° AND 90° CUTTING SLOT.



ITEM	PACK	SHELF PACK
55665	CARDED	12



### MITRE BOX SET

INCLUDES K5 HANDLE, MITRE BOX, AND  
#30490 SAW BLADE.



ITEM	PACK	SHELF PACK
55666	CARDED	12



## PULL SAW BLADES



0.75 X 5.00 X .012IN — 42 <sup>1</sup>/<sub>16</sub> IN  
1.9 X 12.7 X .03CM — 16.5 <sup>1</sup>/<sub>16</sub> CM

ITEM	PACK	SHELF PACK
30440	CARDED	12

1.00 X 5.00 X .012IN — 42 <sup>1</sup>/<sub>16</sub> IN  
2.5 X 12.7 X .03CM — 16.5 <sup>1</sup>/<sub>16</sub> CM

ITEM	PACK	SHELF PACK
30450	CARDED	12

1.25 X 5.00 X .012IN — 24 <sup>1</sup>/<sub>16</sub> IN  
3.1 X 12.7 X .03CM — 9.4 <sup>1</sup>/<sub>16</sub> CM

ITEM	PACK	SHELF PACK
30460	CARDED	12

1.50 X 5.00 X .012IN — 30 <sup>1</sup>/<sub>16</sub> IN  
3.8 X 12.7 X .03CM — 11.8 <sup>1</sup>/<sub>16</sub> CM

ITEM	PACK	SHELF PACK
30470	CARDED	12

2.00 X 5.00 X .012IN — 16 <sup>1</sup>/<sub>16</sub> IN  
5.1 X 12.7 X .03CM — 6.3 <sup>1</sup>/<sub>16</sub> CM

ITEM	PACK	SHELF PACK
30480	CARDED	12

1.25 X 5.00 X .012IN — 46 <sup>1</sup>/<sub>16</sub> IN  
3.1 X 12.7 X .03CM — 18.1 <sup>1</sup>/<sub>16</sub> CM

ITEM	PACK	SHELF PACK
30490	CARDED	12

1.50 X 5.50 X .012IN — 46 <sup>1</sup>/<sub>16</sub> IN  
3.8 X 14.0 X .03CM — 18.1 <sup>1</sup>/<sub>16</sub> CM

ITEM	PACK	SHELF PACK
30491	CARDED	12




# SELF HEALING CUTTING MATS


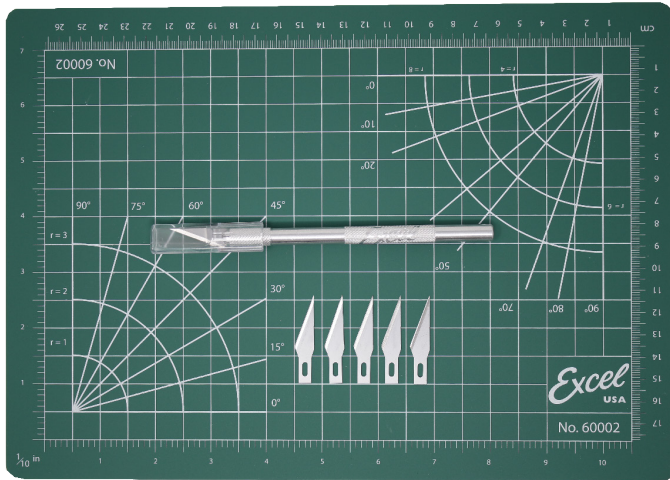
ALL CUTTING MATS  
COME WITH 0.5IN GRID, 1/10 IN AND MM

MATS AVAILABLE IN  
BLACK, BLUE, GREEN, AND CLEAR

SELF-HEALING CUTTING MATS  
AVAILABLE IN MULTIPLE COLORS AND SIZES



INCHES	CENTIMETER	COLOR	ITEM	PACK	SHELF PACK
3.5 X 3.5	8.9 X 8.9	GREEN	60039G	BULK	12
5.5 X 9	14 X 22.9	GREEN	60000	BULK	12
8.5 X 12	21.6 X 30.5	GREEN	60002	BULK	12
12 X 18	30.5 X 45.7	GREEN	60003	BULK	12
18 X 24	45.7 X 61	GREEN	60004	BULK	12
24 X 36	61 X 91.4	GREEN	60009	BULK	6
5.5 X 9	14 X 22.9	CLEAR	60029	BULK	12
8.5 X 12	21.6 X 30.5	CLEAR	60030	BULK	12
12 X 18	30.5 X 45.7	CLEAR	60031	BULK	12
18 X 24	45.7 X 61	CLEAR	60032	BULK	12
12.5 X 12.5	31.7 X 31.7	CLEAR	60035	BULK	12
24 X 36	61 X 91.4	CLEAR	60033	BULK	6
5.5 X 9	14 X 22.9	BLUE	60050	BULK	12
12 X 18	30.5 X 45.7	BLUE	60052	BULK	12
5.5 X 9	14 X 22.9	BLACK	60060	BULK	12
12 X 18	30.5 X 45.7	BLACK	60062	BULK	12



**PRECISION CUTTING KIT**  
8.5 IN X 12 IN SELF-HEALING CUTTING MAT AND  
K1 ALUMINUM KNIFE WITH 5 #11 BLADES AND SAFETY CAP.

ITEM	PACK	SHELF PACK
90001	● CARDED	12



**SELF-HEALING CUTTING MATS**  
5.5 IN X 9 IN SELF-HEALING CUTTING MAT AND  
K1 ALUMINUM KNIFE AND SAFETY CAP.

ITEM	PACK	SHELF PACK
90003	● CARDED	12










# HAND FILES

AVAILABLE IN  
DIFFERENT SHAPES

CHANGEABLE ALUMINUM  
HANDLE AVAILABLE

## INDIVIDUAL FILES 5.75IN - 14.6CM, CUT #2

	<b>SQUARE</b>	ITEM 55600	PACK CARDED	SHELF PACK 12
	<b>ROUND</b>	ITEM 55601	PACK CARDED	SHELF PACK 12
	<b>TRIANGLE</b>	ITEM 55602	PACK CARDED	SHELF PACK 12
	<b>FLAT</b>	ITEM 55603	PACK CARDED	SHELF PACK 12
	<b>KNIFE</b>	ITEM 55604	PACK CARDED	SHELF PACK 12
	<b>EQUALING</b>	ITEM 55605	PACK CARDED	SHELF PACK 12
	<b>HALF-ROUND</b>	ITEM 55606	PACK CARDED	SHELF PACK 12



**6 ASSORTED FILE SET**  
CONTAINS ONE SQUARE, ROUND,  
HALF-ROUND, EQUALING, KNIFE,  
AND FLAT FILES.

ITEM 55667	PACK CARDED	SHELF PACK 12
---------------	----------------	------------------



**6 ASSORTED FILE SET WITH HANDLE**  
CONTAINS ONE OF EACH OF THE  
SQUARE, ROUND, HALF-ROUND,  
EQUALING, KNIFE, AND FLAT FILES  
WITH CHANGEABLE  
ALUMINUM HANDLE.

ITEM 55668	PACK CARDED	SHELF PACK 12
---------------	----------------	------------------



### 4 PATTERN HORSESHOE SHAPING FILE

FLAT AND CONVEX SIDES FOR USE  
ON LEATHER, WOOD, AND PLASTIC.  
8 IN

ITEM 55609	PACK BAG	SHELF PACK 12
---------------	-------------	------------------



**ASSORTED FILES SET**  
12 #2 SINGLE CUT FILES PACKAGED  
WITH IN A VINYL POUCH.  
5.75 IN — 14.6 CM

ITEM 55607	PACK POUCH	SHELF PACK 12
---------------	---------------	------------------



**ASSORTED MINI FILES**  
12 MINIATURE FILES FOR  
INTRICATE FILING AND DETAILING,  
STORED IN A VINYL POUCH.  
4 X 10.1 CM

ITEM 55608	PACK POUCH	SHELF PACK 12
---------------	---------------	------------------



# VICES



### ALUMINUM VISE WITH 6 FILES

THE .75IN - .9CM ANODIZED ALUMINUM HANDLE HAS A PERMANENTLY MOUNTED SELF CENTERING STEEL CHUCK THAT WILL ACCOMMODATE ANY FILE WITH A .125IN - .3CM SHANK. INCLUDES 6 ASSORTED FILES THAT ARE STORED IN THE BODY AND PROTECTED BY THE KNURLED CAP.

5.5 X .37IN - 14 X 1.9CM

ITEM 70001      PACK CARDED      SHELF PACK 12



### MINI PIN VISE WITH 12 DRILLS

FEATURES INCLUDE AN INTEGRATED BRASS CHUCK THAT ACCOMMODATES DRILLS #50(.0635IN) THROUGH #80(.0135IN) AND A NON-SLIP KNURLED SURFACE FOR POSITIVE GRIP. INCLUDES 12 ASSORTED DRILLS WITHIN THE HANDLE FOR STORAGE.

4.5 X .330IN - 11.4 X .8CM

ITEM 70003      PACK CARDED      SHELF PACK 12



### DELUXE PIN VISE WITH 6 DRILLS

THE .375IN - .9CM ANODIZED ALUMINUM HANDLE HAS A PERMANENTLY MOUNTED SELF-CENTERING STEEL CHUCK THAT ACCOMMODATES DRILLS #50 (.0700) THROUGH #80 (.0135). INCLUDES 6 ASSORTED DRILLS THAT SLIDE INSIDE THE HANDLE FOR STORAGE.

3.75 X .370IN - 9.5 X .9CM

ITEM 70005      PACK CARDED      SHELF PACK 12



### MUSHROOM PIN VISE

COMES WITH REVERSIBLE COLLET TO ACCEPT ALL DRILL SIZES #50-80.

3.5 X .315IN - 8.9 X .8CM

ITEM 70011      PACK BAG      SHELF PACK 6



### DOUBLE ENDED PIN VISE

THIS .3125 CHROME STEEL HANDLE HAS 2 SELF-CENTERING STEEL CHUCKS THAT ACCOMMODATE DRILLS FROM #50 (.0700) THROUGH #80 (.0135)

3.5 X .30IN - 8.9 X .7CM

ITEM 70023      PACK CARDED      SHELF PACK 6



### SWIVEL HEAD PIN VISE

COMES WITH 2 DOUBLE-ENDED COLLET TO HOLD A RANGE OF DRILLS FROM #80 TO #50 (.0135 TO 1.285)

3.5 X .30IN - 8.9 X .7CM

ITEM 55661      PACK CARDED      SHELF PACK 6



# DRILLS AND GLUE

FOR USE WITH PLASTIC, WOOD,  
AND SOFT METALS



### DRILL DOME KIT

20 PIECE HIGH SPEED DRILL SET WITH NUMBERS #61 TO #80 (.012" TO .39").




ITEM 55510      PACK CARDED      SHELF PACK 4



### FOLDING CASE DRILL SET

20 PIECE HIGH SPEED DRILL SET WITH NUMBERS #61 TO #80 (.016" TO .39") DRILL SET.

ITEM 55511      PACK CARDED      SHELF PACK 6



### 20 PIECE DRILL INDEX ( #61 - #80 )

ITEM 55522      PACK CARDED      SHELF PACK 12



### ASSORTED DRILLS ( #60 - #70 )

ITEM 55520      PACK 6 PCS CARDED      SHELF PACK 12  
55521      12 PCS CARDED      12



### PARAFIX - CA ADHESIVE

1 OZ. BOTTLES - CYANOACRYLATE HIGH STRENGTH WITH GOOD FIXTURE TIME.

### FINE HIGH TWISTED DRILLS

0.31 X 4.75 IN — 0.8 X 12 CM. ALL DRILLS COME CARDED.


DRILLS CARDED	TUBED DRILL #	DEC. INCH	MM	PACK
50050	50	0.0700	1.778	12
50051	51	0.0670	1.702	12
50052	52	0.0636	1.613	12
50053	53	0.0595	1.512	12
50054	54	0.0550	1.397	12
50055	55	0.0520	1.321	12
50056	56	0.0465	1.181	12
50057	57	0.0430	1.092	12
50058	58	0.0420	1.067	12
50059	59	0.0410	1.041	12
50060	60	0.0400	1.016	12
50061	61	0.0390	0.990	12
50062	62	0.0380	0.965	12
50063	63	0.0370	0.940	12
50064	64	0.0360	0.914	12
50065	65	0.0350	0.889	12
50066	66	0.0330	0.838	12
50067	67	0.0320	0.813	12
50068	68	0.0310	0.787	12
50069	69	0.0292	0.734	12
50070	70	0.0280	0.712	12
50071	71	0.0260	0.660	12
50072	72	0.0250	0.635	12
50073	73	0.0240	0.610	12
50074	74	0.0225	0.572	12
50075	75	0.0210	0.533	12
50076	76	0.0200	0.508	12
50077	77	0.0180	0.457	12
50078	78	0.0160	0.406	12
50079	79	0.0145	0.369	12
50080	80	0.0135	0.343	12

DESCRIPTION	ITEM	PACK	SHELF PACK	DRY TIME
THIN	88105	BULK	12	3 - 5 SEC.
MEDIUM	88200	BULK	12	10 - 12 SEC.
THICK	88500	BULK	12	15 - 20 SEC.





# CLAMPS, WORK HOLDERS, AND WOOD CARVING SETS



### ADJUSTABLE PLASTIC CLAMP

FOR CLAMPING DELICATE WORK. CLAMPS INCORPORATE SIDE BEAMS MARKED IN INCHES.

DESCRIPTION	ITEM	PACK	SHELF PACK
SMALL CLAMP ( 2 PC )	55663	CARDED	6
LARGE CLAMP ( 2 PC )	55664	CARDED	12



### IRON FRAME C-CLAMP

WITH SMOOTHLY CUT THREADED STEEL SCREW AND A FREE SPINNING HEAD FOR PRESSURE DISTRIBUTION.

DESCRIPTION	ITEM	PACK	SHELF PACK
1 IN - 2.5 CM	55915	CARDED	6
2 IN - 5.1 CM	55916	CARDED	6
3 IN - 7.6 CM	55917	CARDED	6



### QUICK RELEASE SPEED CLAMP

LEVER ACTION CLAMP WITH A 4IN (10.1CM) JAW OPENING ALLOWS FOR FAST AND EXACT APPLICATION OF FORCE FOR DELICATE PROJECTS.

ITEM	PACK	SHELF PACK
70060	CARDED	12



### 360° ROTATING TABLE VISE

IDEAL FOR HOLDING AND POSITIONING RAW MATERIAL FOR ROUGH CUTS OR PARTS FINISHING WORK. HAS A 3IN (7.6CM) OPENING FOR TABLE MOUNTING WITH LOCKING HEADS FOR PRECISE POSITIONING.

ITEM	PACK	SHELF PACK
56003	BOXED	6



### BEGINNER WOODCARVING SET

SET INCLUDES STRAIGHT CHISEL, CURVED CHISEL, SKEW CHISEL, CURVED GOUGE, STRAIGHT GOUGE, AND CURVED "V" TOOL.

ITEM	PACK	SHELF PACK
55011	CLAM SHELL	12



### PALM STYLE WOODCARVING SET

SET CONSISTS OF A STRAIGHT CHISEL, CURVED CHISEL, SKEW CHISEL, CURVED GOUGE, STRAIGHT GOUGE, AND CURVED "V" TOOL IN WOODEN PALM FITTING HANDLES.

ITEM	PACK	SHELF PACK
55010	CLAM SHELL	12



### DELUXE WOODCARVING SET

SET CONSISTS OF A STRAIGHT CHISEL, CURVED CHISEL, SKEW CHISEL, CURVED GOUGE, STRAIGHT GOUGE, AND CURVED "V" TOOL.

ITEM	PACK	SHELF PACK
56009	CLAM SHELL	12



# SPECIALTY TOOLS



### BUTANE MICRO TORCH

WILL REACH TEMPERATURES UP TO 1300C/2450F. FEATURES: AUTO-IGNITION, SAFETY LOCK, ON/OFF SWITCH, RUBBER GRIP, STAND, GAS VOLUME CONTROL, BURN TIME 60-70 MINS, EASY BUTANE REFUELING. ( BUTANE NOT INCLUDED )

ITEM 80770      PACK CARDED      SHELF PACK 6



### WOOD BURNING SET

THIS 30W SOLDERING IRON TOOL INCLUDES 4 TIPS FOR DECORATING WOOD, LEATHER, AND CORK.

ITEM 50005      PACK CARDED      SHELF PACK 12



### ELECTRIC SOLDERING IRON WITH HOT KNIFE AND TIP

THIS 30W SOLDERING IRON TOOL INCLUDES 1 TIP AND 1 BLADE FOR CUTTING OR SOLDERING.

ITEM 90004      PACK CARDED      SHELF PACK 12



### ALUMINUM MAHL STICK

USED TO AVOID LEANING ON ARTWORK. GREAT FOR THOSE WORKING ON CANVAS PAINTINGS OR SIGNAGE. INCLUDES THREE PIECES, WHICH SCREW TOGETHER. 30IN X 0.325IN WITH A TEXTURED GRIP.

ITEM 70044      PACK BAGGED      SHELF PACK 12



### 5 PRONG PICK-UP TOOL

UTILIZES 5 WIRE PRONGS FOR SECURE GRIPPING OF SMALL PARTS.

ITEM 70004      PACK CARDED      SHELF PACK 12



### DELUXE MAGNA-VISOR

EACH VISOR HAS A PERMANENT FIXED LENS, ALONG WITH A UNIQUE FOLD-DOWN LENS AND PIVOTING OUTSIDE LOOP. BY MODIFYING THE DIFFERENT COMBINATIONS YOU CAN ACTIVATE MAGNIFICATIONS OF 1.8X, 2.3X, 3.7X & 4.8X.

COLOR BLACK      ITEM 70022      PACK CARDED      SHELF PACK 12





# HELPING HANDS



### FLEXHEAD EXTRA HANDS

FLEXIBLE HEAD, INCLUDES 2X & 4X MAGNIFICATION WITH DUAL LED FOR LIGHTING YOUR WORK SPACE



ITEM  
55669

PACK  
CLAM SHELL

SHELF PACK  
6



### DOUBLE CLIP EXTRA HANDS

SPRING LOADED CLIPS MOUNTED ON BALL JOINTS TO HOLD PARTS AT ANY ANGLE.



ITEM  
55674

PACK  
CLAM SHELL

SHELF PACK  
6



### DOUBLE CLIP EXTRA HANDS WITH MAGNIFIER

SPRING LOADED CLIPS MOUNTED ON BALL JOINTS TO HOLD PARTS AT ANY ANGLE. INCLUDES A 2X GLASS MAGNIFIER TO ASSIST IN WORKING ON INTRICATE PROJECTS.



ITEM  
55675

PACK  
CLAM SHELL

SHELF PACK  
6



### THIRD HAND WITH TWEEZERS

6.5" LONG SELF-CLOSING TWEEZERS MOUNTED ON A DOUBLE BALL JOINT ASSEMBLY TO HOLD WORK AT ANY ANGLE.



ITEM  
56001

PACK  
CLAM SHELL

SHELF PACK  
6



# MERCHANDISING DISPLAYS



**K1 - PRECISION KNIFE**  
 CARTON DISPLAY CONTAINS 60 - K1 ALUMINUM KNIVES WITH ASSORTED COLOR SAFETY CAPS.

ITEM  
77K01

PACK  
1



**K18 - GRIP-ON KNIFE**  
 CARTON DISPLAY CONTAINS 36 - K18 GRIP ON KNIVES WITH ASSORTED COLOR SAFETY CAPS.

ITEM  
77K18

PACK  
1



**K20 - FILES**  
 60 ASSORTED FILES, CUT #2, 5IN FILES.  
 6 DIFFERENT FILE TYPES: ROUND, SQUARE, EQUALING, TRIANGLE, HALF- ROUND, AND FLAT.

ITEM  
77K20

PACK  
1



**K30 - RITE CUT KNIFE**  
 60 ASSORTED COLORED KNIVES.  
 INCLUDES SNUG-FITTING PLASTIC SAFETY CAPS.

ITEM  
77K30

PACK  
1



# MERCHANDISING DISPLAYS



### POP DISPLAY SET

36 KNIVES AND BLADES MERCHANDISER  
INCLUDES THE FOLLOWING:  
K1 / K2 / K18 / K26 / #11 BLADES / 5 ASST. BLADES.

ITEM  
77K50

PACK  
1



### K9 - UTILITY KNIFE

KNIFE MERCHANDISER COMES WITH 20 - RETRACTABLE UTILITY  
KNIVES. INCLUDES 3 BLADES: 1 MOUNTED AND 2 SPARE.

ITEM  
77K09

PACK  
1



### K10 - SNAP KNIFE

KNIFE MERCHANDISER COMES WITH 48 - K10 SNAP KNIVES.

ITEM  
77K10

PACK  
1



### K13 - SNAP KNIFE

CARTON DISPLAY CONTAINS 30 - K13 SNAP KNIVES.

ITEM  
77K13

PACK  
1





**EXCEL BLADES CORP.  
KNIVES, BLADES & HANDTOOLS  
CATALOG 2019 — 2021**

---

**ESSENTIAL FOR CREATIVITY™**  
EXCEL BLADES CORP.  
481 GETTY AVE.  
PATERSON, NEW JERSEY / USA



IMAGES, PRODUCTS, DESCRIPTIONS, AND COLORS ARE SUBJECT  
TO CHANGE WITHOUT PRIOR NOTICE