

# **SLEDGE**

**PERFORMANCE | DURABILITY | QUALITY**



**SALES INFORMATION FOR TRAXXAS DISTRIBUTORS**

*FOR INTERNAL USE ONLY. DO NOT DISTRIBUTE.*

*March 16, 2022*

# **TRAXXAS**

# SLEDGE

## REDEFINING 1/8 SCALE OFF-ROAD

INNOVATION | DURABILITY | QUALITY

Just as T-Maxx®, Revo®, Slash, TRX-4®, X-Maxx®, and Maxx® shaped and defined their segments, Sledge redefines 1/8 scale off-road.


Sledge delivers Traxxas engineered solutions to satisfy your customers' desire for superior performance, vastly improved strength, and premium quality. Thousands of hours of engineering and testing have shaped a truck that is built to the highest standard and fully backed with Traxxas support.



# SLEDGE™

## ENGINEERED AND BUILT TO A HIGHER STANDARD

Despite their claims, other manufacturers' 1/8 scale trucks are not built for bashing. Their trucks evolved slowly only after users exposed weaknesses in their outdated designs. Traxxas built Sledge the right way, spending thousands of test hours eliminating weaknesses before it went into production. The result is nothing short of perfection. Sledge stands alone as the first and only truck designed from the ground up to meet the demands of the 1/8 scale segment.



### MODERN DESIGN

Sledge is purpose-built for today's customers with a chassis designed to dominate skate parks and backyard ramps. Our unique clipless body withstands high-speed rollovers and imperfect landings and still releases in just seconds. Sledge's tight tolerances and over-engineered components provide racetruck precision, but with brute force strength.

- Ultra-rigid chassis and support structure
- Oversized drivetrain built specifically for 6s power
- Solid Engineering
- Premium components throughout
- Unmatched fit and finish





## A DRIVING EXPERIENCE FOR EVERYONE

Sledge is the perfect vehicle for any 6s power customer wanting to experience the pinnacle of Traxxas quality and superior engineering. Traxxas ushers in a new era of 1/8 scale 6s trucks with legendary X-Maxx toughness and the speed and precision not found in this segment. Sledge is the ideal companion for existing X-Maxx owners looking for a little more speed or Maxx customers wanting even more power. Sledge is the perfect gateway vehicle for existing 1/8 scale truck owners who are tired of upgrading chassis' and replacing broken parts.

## CUSTOMER TARGET DEMOGRAPHICS

### MAXX Owners

Sledge is the next step in speed and power for current 4s drivers

### X-MAXX Owners

- Sledge is lighter and faster
- Compatible with 4s 6700 batteries for a new driving experience

### Brand A 1/8 Scale Owners

Drivers that demand more power and durability from the 1/8 scale platform

## TRAXXAS 4s / 6s / 8s LINEUP



### Maxx

4s / 60+MPH

All-conquering X-Maxx driving experience in a smaller package



### Desert Racer

6s / 50+MPH

Ultimate realism with highly detailed looks and scale driving dynamics



### E-Revo

6s / 70+MPH

Race-bred handling and speed with Maxx-spec driveline



### Sledge

6s / 70+MPH

Ultimate toughness, power, speed, and driving experience combined



### X-Maxx

8s / 50+MPH

Large scale and 8s power to take on the most extreme terrain

Sledge accepts the most popular batteries many customers already use. Lock in two 3s LiPo batteries for high-speed excitement or use 4s X-Maxx batteries for all-day fun.



# SLEDGE™

## SUPERIOR ENGINEERING: CHASSIS STRUCTURE

Sledge Design Priority #1: Engineer the strongest aluminum chassis in the 1/8 scale segment.

The triangulated chassis structure integrates a deep-formed T6 aluminum plate with a multi-point truss system and the exclusive full-length aluminum T-Bar. Sledge is strongest where it matters most.



## COMPARE TO ARRMA KRATON V5



Even after 5 versions, The Arrma Kraton chassis is still reported as weak and easily bent. It spawned an entire aftermarket industry searching for solutions.

- Flange on sides only, leaving weak areas front and rear
- Insufficient strengthening ribs
- Single rear support brace mounted to a single point
- A mix and match of add-on braces



## HIGHER STANDARD: ENGINEERED FOR 6s

Sledge is the only truck in this class to have a properly sized 6s driveline. **Bigger gears. More steel. Basically bombproof.** Compare the undersized drivelines in the Arrma Kraton and others, they are not suited to today's demands and 6s power systems.

### TORQUE-BIASING CENTER DRIVE

The heavy-duty center diff is loaded with heavy fluid for punchy performance Arrma and others can't match. Their diffs are packed loose to overdrive the front tires and save the driveline.

Heavy-duty steel center driveshafts

Greased and booted for cooler running and long life

Heavy-duty steel outer driveshafts

Smooth-running CV joints in front

### TRAXXAS SLEDGE VS. ARRMA KRATON V5

6s



### RIGHT-SIZED STEEL GEAR DIFFERENTIALS

20% larger and 75% thicker than typical 1/8 scale trucks



# SLEDGE™


## HIGHER STANDARD: CLIPLESS BODY MOUNTING

Sledge's innovative clipless body system is a game changer designed for ease of use and to protect the integrity of the body. The body slips on smoothly and snaps in place in just seconds. **It comes off when YOU release it.**




Patent-pending clipless solution supports and protects the entire body.

Installs with a satisfying \*snap\*



### COMPARE TO ARRMA KRATON V5




- Traditional body post design leads to body cracking and pull-through
- Chassis-mounted center structure leaves front and rear of body unprotected

# SLEDGE

## HIGHER STANDARD: VXL-6s™ POWER SYSTEM

Our most potent 6s power system yet. This VXL-6s features entirely new tuning parameters specifically for the 2000kV motor. More efficient components and electronics result in additional mid-range punch and pull you can see and feel.

**TRAXXAS DELIVERS** *more power under the curve!*



## COMPARE TO ARRMA KRATON V5



- No cooling fins on the motor
- Truck performance feels de-tuned, likely a solution to remove strain on undersized driveline components



# SLEDGE™

## HIGHER STANDARD: TQi™ RADIO SYSTEM

The fully-featured TQi radio system provides premium feel and control with built-in **Traxxas Stability Management**. Full compatibility with the free Traxxas Link App via the optional Wireless Module provides full-tuning and telemetry.



Harness 6s power and speed with confidence and control



Adjust TSM assistance level in real-time

Premium feel and ergonomics

30 model memory

### COMPARE TO ARRMA KRATON V5



- Budget feel suited for entry-level models; limited to pairing with one model
- No stability assistance
- Requires upgraded transmitter for telemetry capability



## TRAXXAS LINK



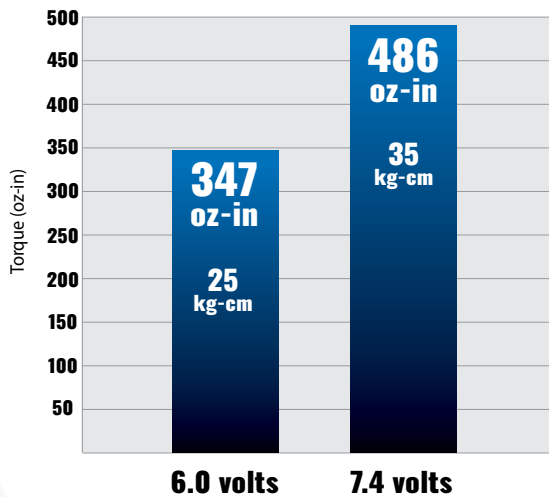
Monitor real-time RPM, speed, and ESC temperature with optional wireless module  
*(Part #6511 available separately)*





## HIGHER STANDARD: HIGH-TORQUE 347 SERVO

Sledge is equipped with a high-performance metal gear servo that has 50-80% more torque! **No upgrade required!** A common complaint with the Arrma Kraton is rapid failure of the weak steering servo.



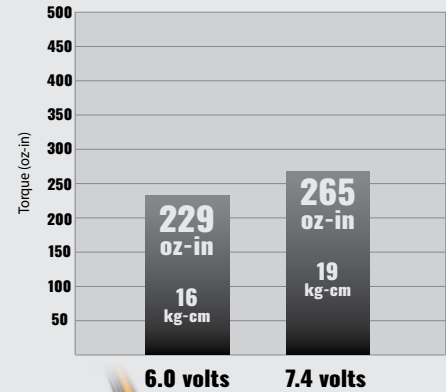
Aluminum mid-case dissipates heat for long-lasting performance

Digital, ball-bearing



Heavy-duty steel gears

## COMPARE TO ARRMA KRATON V5



- Lower torque output, even on 7.4V
- Standard plastic mid-case
- Poor reputation for failure






## HIGHER STANDARD: ALUMINUM MOTOR CRADLE


Superior engineering resulted in a cast aluminum motor cradle with a fixed gear mesh. **Zero flex. Zero motor movement. Zero spur/pinion crash. Period.**



### COMPARE TO ARRMA KRATON V5



Poorly designed cantilevered support allows the motor to flex relative to the chassis and creates a trouble spot for gear and driveline damage.



Full-contact support eliminates flex and dissipates heat through the chassis

An integrated fan mount allows for installation of an optional cooling fan if desired.

*Part #3476  
Available separately*





## HIGHER STANDARD: SNAP-LOCK BATTERY HOLD-DOWN

Hook and loop battery hold down straps are messy, frustrating, and steal time away from your driving fun. Traxxas engineering solves this with our proven snap-lock solution that securely holds and protects batteries. **Engineered to secure and protect your batteries!**



Snap-lock hold down opens and closes in seconds

Rigid tray provides full protection for battery packs



Install R-clips for extra certainty

### COMPARE TO ARRMA KRATON V5



- Tangle easily and wear out over time
- More of the battery is exposed for less protection
- Takes longer to install batteries





## HIGHER STANDARD: HEAVY-DUTY C-HUBS

Sledge uses an all-new C-hub front suspension instead of traditional pivot balls. While pivot balls are at home on a track and are perfect for a race-inspired truck like E-Revo, they are not the ideal solution for modern 1/8 scale usage. The Arrma Kraton's design requires much more maintenance to take out the slop and keep the action free.


Traxxas pivot ball suspension used in Revo and E-Revo features patented designs that reduce maintenance and maintain tolerances.

### COMPARE TO ARRMA KRATON V5



- Pivot ball suspension is not ideal for 1/8 scale bash application
- Requires frequent maintenance and adjustment to work properly and maintain tolerances
- Upper arm design allows shock towers to bend in frontal impacts
- Pivot balls can snap or tear out of the arms or carriers

Sledge has steel bushings to prevent wear for long-lasting performance



Heavy-duty, hardened steel suspension pins are secured with locknuts





## HIGHER STANDARD: FIXED CAMBER & TOE LINKS

Adjustable links have their place on track, but fixed camber and toe links are the ultimate solution for extreme durability. **No breakage or needed adjustments with these beefy links.** Double-shear connections won't pop off or tear out.



Double Shear Connections

Single-piece links eliminate rod end separation

Toe and camber settings will not change after hard landings

### COMPARE TO ARRMA KRATON V5



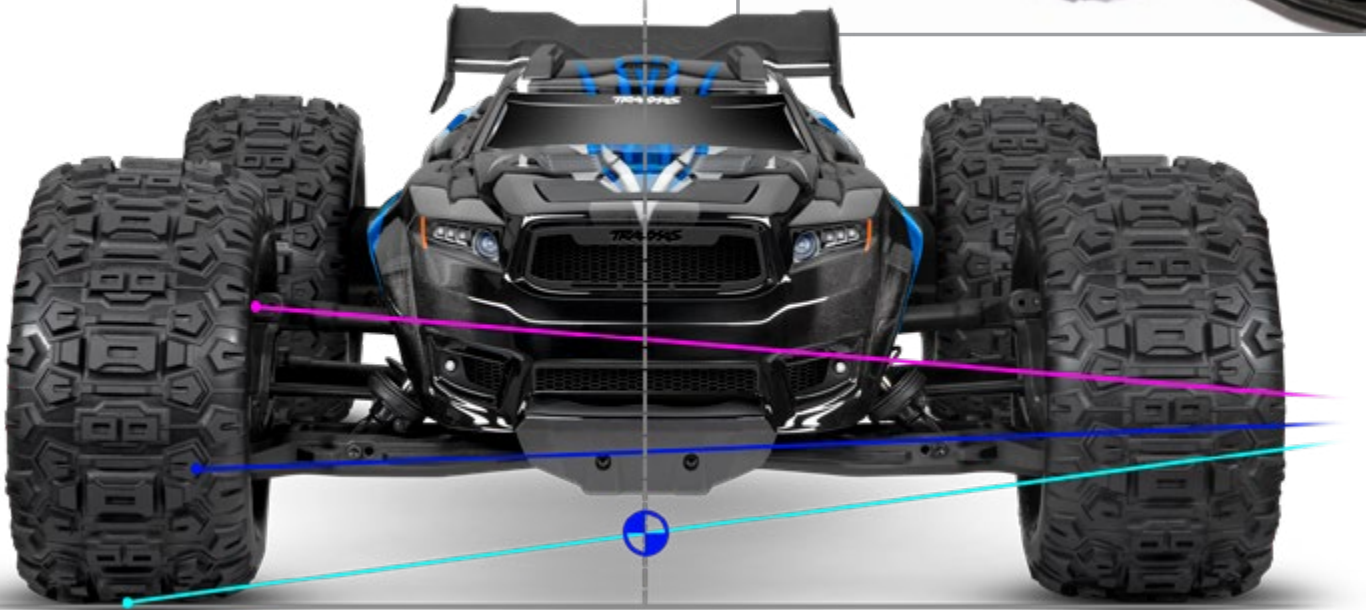
- Arrma's thin steel turnbuckles can bend and break
- Require frequent adjustments to maintain alignment
- Single-shear mounting creates leverage that can break screws and strip threads



# SLEDGE™

## HIGHER STANDARD: TRACK-READY PERFORMANCE

Sledge already delivers track-worthy handling thanks to the superior design and ultra-low center of gravity. But for drivers wanting to hit the track with ultimate adjustability, genuine Traxxas accessories combine Traxxas-tough durability with precise tuning.



TUBES adjustable camber and toe links provide tuning ability combined with ultimate durability thanks to oversized rod ends and high thread engagement



Part #9547R, #9548R, #9540R

Available separately in red, blue, green, orange, and dark titanium anodizing

A wide range of sway bar rates allow custom tuning for a variety of track conditions




Part #9595, #9596  
Available separately



# SLEDGE

## HIGHER STANDARD: SLEDGEHAMMER® TIRES

Motocross-inspired premium Sledgehammer tires are equipped with high-grade foam inserts that resist bunching up or breaking down. Innovative new gluing technology radically improves the bond. This permits drivers to get the most value from their tires. Cut loose and wear the tires down to slicks without concern over rips, tears, and blown-out glue beads.



Premium foam resists bunching and breakdown

Thick carcass prevents tearing for longer life



Improved bonding process provides real-world 6s durability

Aggressive motocross-inspired tread design for traction on all surfaces

### COMPARE TO ARRMA KRATON V5




- Budget tires with a thinner carcass
- Subject to failed glue beads requiring expensive upgrades
- Weak foam inserts that bunch up and break down



# SLEDGE™

## HIGHER STANDARD: SUPERIOR WATERPROOFING

There's a difference between waterproof and water-resistant. Sledge continues the Traxxas legacy with **patented best-in-class waterproofing** of any 1/8 scale 6s truck.



# SLEDGE™

## HIGHER STANDARD: THOUSANDS OF HOURS OF TESTING

In addition to the design and engineering, Traxxas invests considerable time and resources into testing new products before they are released to our customers. Sledge has been subjected to literally thousands of hours of testing to prove out its durability and performance.

**We don't leave it to our customers to find design flaws.**



# SLEDGE

## HIGHER STANDARD: FIT AND FINISH

Overall fit, finish, and attention to detail on Sledge are superb. Sledge is one tight machine! **Parts are beautifully integrated, formed, and assembled with precisely maintained tolerances.** Even the wires are properly tucked and managed for protection. The other guys?

It's not even a consideration.



*Style*

*Fit*

*Finish*

*Artful Assembly*



# SLEDGE

## THE TRAXXAS EXPERIENCE

Sledge directly addresses the failures and shortcomings in the 1/8 scale 6s truck segment to deliver the powerful and fulfilling Traxxas experience customers are looking for. This means **class-leading power, ultimate quality, and durability** that is **engineered to be second to none**. The touch points such as the clipless body and the snap-lock battery retention are a genuine pleasure to use. Even the snap of the clipless body is satisfying. The superior fit and finish builds pride in ownership.

It's often reported that many customers and dealers have been left disappointed with the poor quality, poor design, and unexpected expensive upgrades for the Arrma Kraton.

Many dealers report frustration with the changes made to the Arrma Kraton that leave them with obsolete parts on their walls.

**Sledge is the Traxxas way. It's engineered and built to take the abuse and keep going back for more. It's engineered to make customers happy. Sledge is engineered for success.**



*Engineered Tough*



*Next-Gen Clipless Body*



*Precision Engineering*


*Full-Featured  
Radio System*



*Snap-Lock Battery Hold Down*



# SLEDGE



## QUICK FEATURES

**70+ mph**

**115+ km/h**



- 3.2mm Precision-Formed Chassis
- T-Bar™ Center Rail
- Heavy-Duty Steel Driveline Engineered for 6s
- High-Torque 347oz-in Metal Gear Servo
- Tuned VXL-6s Electronic Speed Control
- Velineon® 2000Kv Brushless Motor
- 6.7" Sledgehammer® Extreme Off-Road Tires
- Clipless Body Mounting
- Snap-Lock Battery Tray
- GT-Maxx Aluminum Shocks
- TQi™ 2.4GHz Radio System with TSM®
- Up to 70+mph on 6s

## SPECIFICATIONS

Length (including wing):	23.78 inches (604mm)
Front Track:	18.10 inches (459mm)
Rear Track:	18.10 inches (459mm)
Ground Clearance:	1.95 inches (50mm)
Weight (no battery):	12.74 pounds (5.77kgs)
Height (overall):	8.43 inches (214mm)
Wheelbase:	15.10 inches (384mm)
Shock Length (front):	5.12 inches (128mm)
Shock Length (rear):	5.67 inches (144mm)
Tire Diameter:	6.7 x 3.3 inches (170mm x 84mm)
Wheel Diameter:	3.8 inches (97mm)
Speed Control:	Velineon® VXL-6s™ (#3485)
Motor (electric):	Velineon® 2000kv Brushless
Overall Drive Ratio:	17.2 (13/52 motor pinion and spur gear)
Differential Type:	Sealed, hardened steel bevel, limited slip

Gear Pitch:	Module 1.0
Chassis Structure/Material:	3.2mm aluminum plate
Brake Type:	Electronic
Drive System:	Shaft-driven 4WD
Steering:	Double-shear bellcrank with metal servo arm
Wheels & Tires:	3.8" wheels, pre-glued Sledgehammer® tires with foam inserts; 6.7x3.8
Radio System:	2-Channel, TQi™ 2.4GHz Transmitter with TSM® receiver
Servo:	2275 waterproof, metal-gear, alum mid-case 347oz-in torque (6V) 486oz-in torque (7.4V)
Top Speed:	70+ mph with two 3s LiPo batteries and optional gearing (part #6491R & #9651, available separately)
Skill Level:	4
Battery Tray:	Two 3s 5000mAh LiPo, or One 4s 6700mAh LiPo
Required Batteries:	4 "AA" (transmitter), Vehicle (above)

[TRAXXAS.COM/PAT](http://TRAXXAS.COM/PAT)



TRAXXAS NEW PRODUCT SALES TRAINING | FOR INTERNAL USE ONLY



# **SLEDGE**

**PERFORMANCE | DURABILITY | QUALITY**

**TRAXXAS**

**FOR INTERNAL USE ONLY. DO NOT DISTRIBUTE.**