

RACE

TRACK

NAME DATE

LAPS BEST LAP TIME sec

QUALIFYING POSITION FINAL POSITION

TRACK

SIZE OPEN MEDIUM TIGHT

TRACTION VERY-LOW MEDIUM VERY-HIGH

SURFACE SMOOTH MEDIUM BUMPY

TYPE CLAY CARPET ASTRO

CONDITION BLUE-GROOVE HARD PACKED DRY
 DUSTY LOAMY WET

TRANSMISSION














DIFFERENTIAL BALL DIFF GEAR DIFF OIL cst

SATELITE GEARS COMPOSITE STEEL GEARS 2 4

SLIPPER 2 PAD 3 PAD ELIMINATOR

GEARING

PINION T SPUR GEAR T

FRONT	SHOCKS	REAR
SPRINGS		
OIL		
<input type="checkbox"/> 2 HOLES  <input type="checkbox"/> 3 HOLES  <input type="checkbox"/> 6 HOLES  <input type="checkbox"/> HOLES 	<input type="checkbox"/> ø1.2mm  <input type="checkbox"/> ø1.3mm  <input type="checkbox"/> ø1.4mm  <input type="checkbox"/> ø1.6mm  <input type="checkbox"/> ø1.7mm 	<input type="checkbox"/> 2 HOLES  <input type="checkbox"/> 3 HOLES  <input type="checkbox"/> 6 HOLES  <input type="checkbox"/> HOLES 
DOWNSTOP SHIM <input type="checkbox"/> mm INSERT UNDER PISTON	DOWNSTOP SHIM <input type="checkbox"/> mm INSERT UNDER PISTON	DOWNSTOP SHIM <input type="checkbox"/> mm INSERT UNDER PISTON
LENGTH <input type="checkbox"/> mm	LENGTH <input type="checkbox"/> mm	LENGTH <input type="checkbox"/> mm
UPSTOP SHIM <input type="checkbox"/> mm INSERT ABOVE COLLAR	UPSTOP SHIM <input type="checkbox"/> mm INSERT ABOVE COLLAR	UPSTOP SHIM <input type="checkbox"/> mm INSERT ABOVE COLLAR
BALL JOINT		
<input type="checkbox"/> KIT		

ANTI ROLL BARS

THICKNESS mm

FRONT	TIRES	REAR
BRAND		
COMPOUND		
INSERTS		
WHEELS		

ELECTRONICS

MOTOR SPEEDO

MOTOR TIMING BATTERY

BODY

COMMENT

