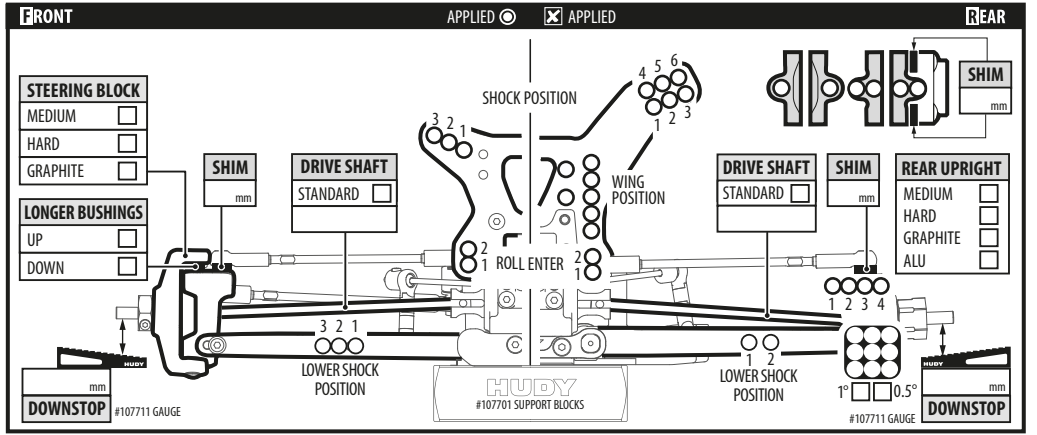
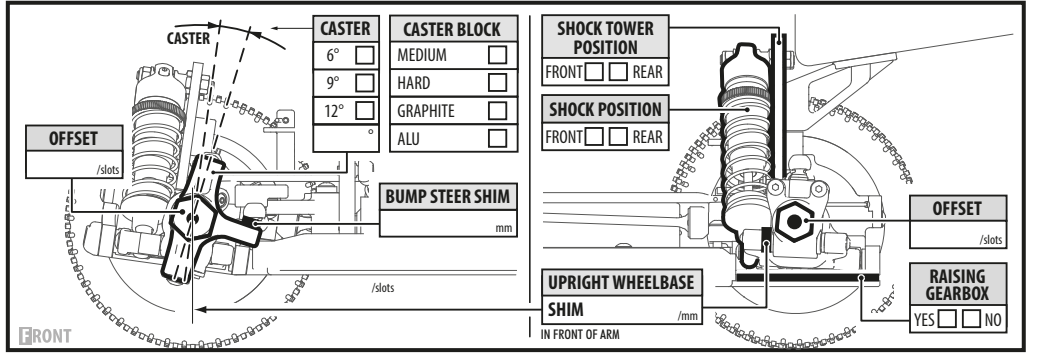


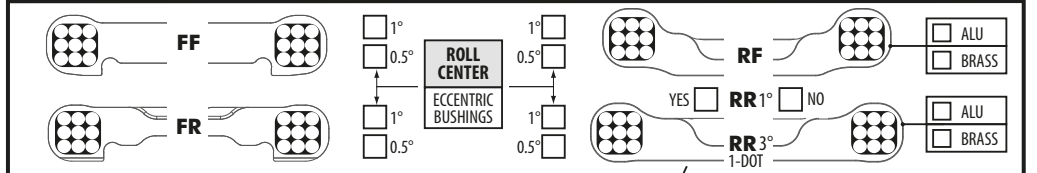
RACE				
TRACK				
NAME		DATE		
LAPS		BEST LAP TIME <small>sec</small>		
QUALIFYING POSITION		FINAL POSITION		
TRACK SIZE	<input type="checkbox"/> OPEN	<input type="checkbox"/> MEDIUM	<input type="checkbox"/> TIGHT	
TRACK TRACTION	<input type="checkbox"/> HIGH	<input type="checkbox"/> MEDIUM	<input type="checkbox"/> LOW	
TRACK SURFACE	<input type="checkbox"/> SMOOTH	<input type="checkbox"/> MEDIUM	<input type="checkbox"/> BUMPY	
TRACK TYPE	<input type="checkbox"/> HARD PACKED	<input type="checkbox"/> SOFT DIRT	<input type="checkbox"/> CLAY	
	<input type="checkbox"/> CARPET	<input type="checkbox"/> BLUE GROOVE	<input type="checkbox"/> ASTRO TURF	<input type="checkbox"/> GRASS
TRACK CONDITION	<input type="checkbox"/> DRY	<input type="checkbox"/> DUSTY	<input type="checkbox"/> WET	<input type="checkbox"/> MUD



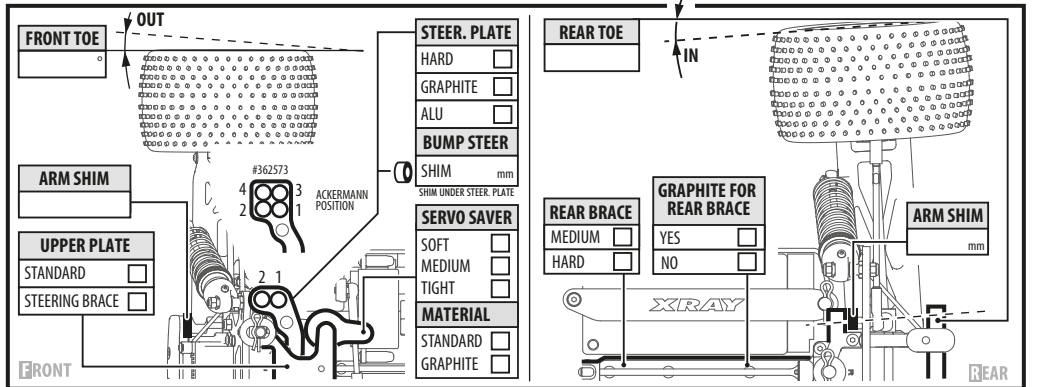
DIFFERENTIAL TYPE		
FRONT ↓	MIDDLE ↓	REAR ↓
GEAR DIFF <input type="checkbox"/>	GEAR DIFF <input type="checkbox"/>	GEAR DIFF <input type="checkbox"/>
BALL DIFF <input type="checkbox"/>	SLIPPER <input type="checkbox"/>	BALL DIFF <input type="checkbox"/>
OIL <small>cst</small>	OIL <small>cst</small>	OIL <small>cst</small>
SATELLITE GEARS		
COMPOSITE <input type="checkbox"/>	COMPOSITE <input type="checkbox"/>	COMPOSITE <input type="checkbox"/>
STEEL <input type="checkbox"/>	STEEL <input type="checkbox"/>	STEEL <input type="checkbox"/>
CROWN GEAR	SLIPPER	CROWN GEAR
40T <input type="checkbox"/> 41T <input type="checkbox"/>	<small>SLIPPER ADJUSTMENT</small> mm	40T <input type="checkbox"/> 41T <input type="checkbox"/>
COMPOSITE <input type="checkbox"/>	PINION	COMPOSITE <input type="checkbox"/>
STEEL <input type="checkbox"/>	STEEL <input type="checkbox"/>	STEEL <input type="checkbox"/>



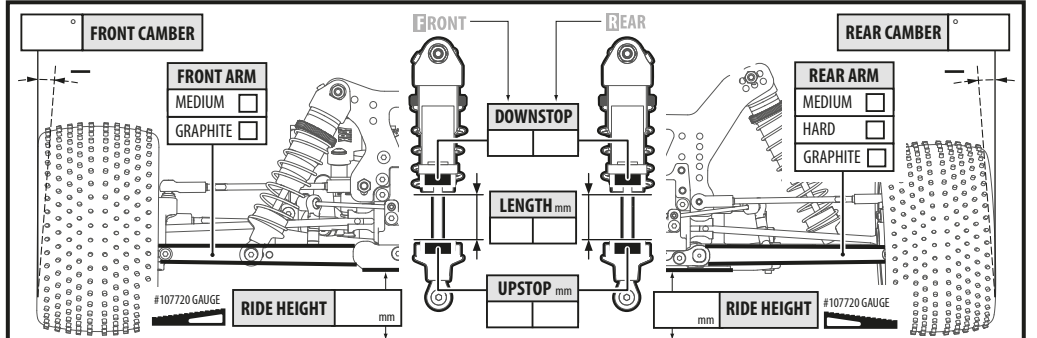
GEARING	
PINION	SPUR GEAR



FRONT	SHOCKS	REAR
<small>cst</small>	SPRINGS	<small>cst</small>
	OIL	
	REBOUND	
	PISTONS	
<input type="checkbox"/> 2 HOLES <input type="checkbox"/>	<input type="checkbox"/> ø1.2mm <input type="checkbox"/>	<input type="checkbox"/> 2 HOLES <input type="checkbox"/>
<input type="checkbox"/> 3 HOLES <input type="checkbox"/>	<input type="checkbox"/> ø1.3mm <input type="checkbox"/>	<input type="checkbox"/> 3 HOLES <input type="checkbox"/>
<input type="checkbox"/> 6 HOLES <input type="checkbox"/>	<input type="checkbox"/> ø1.4mm <input type="checkbox"/>	<input type="checkbox"/> 6 HOLES <input type="checkbox"/>
	<input type="checkbox"/> ø1.6mm <input type="checkbox"/>	
	<input type="checkbox"/> ø1.7mm <input type="checkbox"/>	
	CUSTOM PISTONS	
	mm	



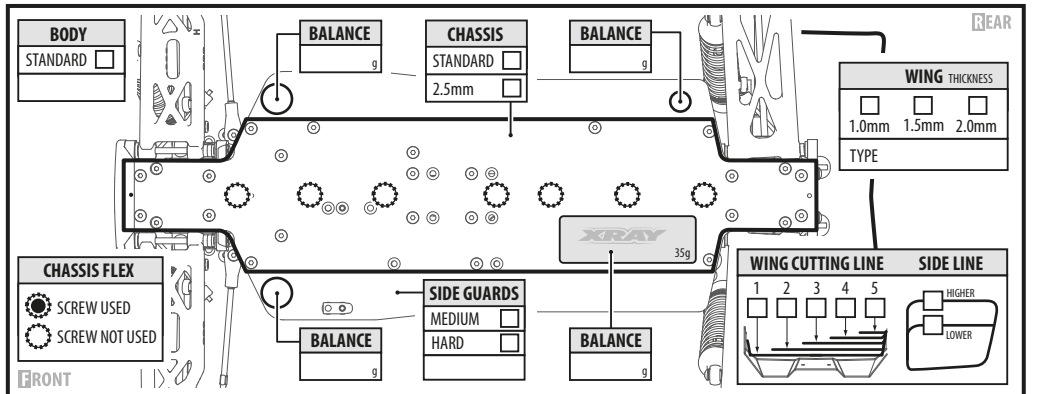
FRONT	ANTI ROLL BAR	REAR
mm	THICKNESS	mm



FRONT	TIRES	REAR
	BRAND	
	COMPOUND	
	INSERTS	
	WHEELS	

ELECTRONICS	
MOTOR	SPEEDO
MOTOR TIMING	BATTERY

ELECTRONICS LAYOUT	
BATTERY POSITION	FRONT <input type="checkbox"/> REAR <input type="checkbox"/>
BATTERY SIZE	STD. SHORT <input type="checkbox"/> LOW SHORT <input type="checkbox"/>



COMMENTS